

CHAUTAUQUA COUNTY  
NEW YORK

CERTIFIED COPY

*Paul M. Wendel, Jr.*

COUNTY EXECUTIVE

10/23/24


DATE

*Olivia L. Lee*

CLERK OF LEGISLATURE

10/23/24

DATE



**YEAR 2025 BUDGET**

Adopted By:  
Chautauqua County Legislature  
October 23, 2024

**PAUL M. WENDEL, JR.**  
*County Executive*

**PIERRE CHAGNON**  
*Chairman*



# 2025 CHAUTAUQUA COUNTY ADOPTED BUDGET

## TABLE OF CONTENTS

	<b><u>PAGE</u></b>
<b>ADOPTING RESOLUTION</b>	
Resolution 294-24	1
<b>ABOUT CHAUTAUQUA COUNTY</b>	
Vision, Mission and Principles Statement	3
Leadership	4
Organizational Charts	5
<b>2025 OPERATING BUDGET</b>	
Local Share	11
Appropriations Summary	21
Revenue Summary	22
NYS Property Tax Exemption Report	23
Exhibit A-1: Summary by General Operating Funds	27
Exhibit A-2: Summary by Other Funds	28
Exhibit B-1: Summary by Operating Funds and Functions	29
Exhibit B-2: Summary by Other Funds and Functions	30
Exhibit B-3: Occupancy Tax Distribution Summary	31
<b>2025 CAPITAL BUDGET</b>	
Exhibit C: Status of Existing General Projects	34
Exhibit D: Status of Existing Road Construction Projects	39
Exhibit E: Summary of 2024 Capital Projects	40
Exhibit E-1: General Projects	41
Exhibit E-2: Vehicles	44
Exhibit E-3: Roads and Bridges Projects	45
Exhibit E-4: Enterprise Fund Projects	46
<b>2025 PERSONAL SERVICES ANALYSIS</b>	
Exhibit F-1: Summary of Employees by Department	47
Exhibit F-2: Summary of Employees by Account	48

# 2025 CHAUTAUQUA COUNTY ADOPTED BUDGET

## TABLE OF CONTENTS

	<b><u>PAGE</u></b>
<b>FISCAL STATUS</b>	
Schedule 1: Estimated Fund Balances	53
Schedule 2: Statement of Reserve Fund Establishment	54
Schedule 3: Statement of Debt – Bonds Outstanding	55
Schedule 4: Statement of Debt – Outstanding Indebtedness	57
<b>2025 BUDGET DETAIL BY DEPARTMENT</b>	
Expense and Revenue Key	58
<b>General Departments:</b>	
01 – Legislature	59
02 – Unified Courts	63
03 – District Attorney	66
05 – County Clerk	69
06 – Sheriff	73
09 – County Executive	81
11 – County Attorney	84
12 – Public Defender	87
13 – Probation	90
14 – Emergency Services	93
20 – Information Technology Services	99
21 – Finance	103
23 – Human Resources	107
25 – Public Facilities	110
31/33 – Mental Health/Social Services	125
32 – Public Health	133
34 – Office for Aging Services	139
37 – Planning & Economic Development	142
41 – Board of Elections	147
42 – Veterans Service Agency	150

# 2025 CHAUTAUQUA COUNTY ADOPTED BUDGET

## TABLE OF CONTENTS

	<b><u>PAGE</u></b>
43 – Self Insurance	153
96 – Health Insurance	155
98 – Liability Insurance	158
99 – Miscellaneous	161
 <b>Enterprise Departments:</b>	
24 – Environment	168
27 – South & Center Chautauqua Lake Sewer Districts	174
28 – North Chautauqua Lake Sewer District	179
30 – Portland, Pomfret, Dunkirk Sewer District	183
38 – North County Industrial Water & Sewer District #1	186
39 – North Chautauqua County Water District	189

---





**CHAUTAUQUA COUNTY  
RESOLUTION NO. 294-24**

**TITLE:** Consider 2025 Tentative Budget, with the Changes Listed Below, and Present Same to the County Executive for His Consideration and Action

**BY:** Audit & Control Committee:

**AT THE REQUEST OF:** Audit & Control Committee:

WHEREAS, the Chautauqua County Legislature has received the County Executive's 2025 Tentative Budget and the Audit & Control Committee has reviewed the budget and has recommended changes to the tentative budget; and

WHEREAS, the changes recommended by the Audit & Control Committee will result in an overall decrease to the Tax Levy by one hundred sixty four thousand nine hundred seventy six dollars (\$164,976); now therefore be it

RESOLVED, That the 2025 Tentative Budget, with the changes listed herein, be presented to the County Executive for his consideration and action:

**INCREASE APPROPRIATION ACCOUNTS:**

D.5010.----4	Contractual - Public Facilities Administration	\$ 53,847
EW.8310.----4	Contractual - Water District	\$ 2,882
	<b>Total</b>	<b>\$ 56,729</b>

**DECREASE APPROPRIATION ACCOUNTS:**

A.1610.----4	Contractual - Office Services	\$ 8,000
A.1430.----4	Contractual - Human Resources	\$ 8,000
A.3110.----4	Contractual - Sheriff	\$ 187
A.3150.----4	Contractual - Jail	\$ 280
A.3640.----4	Contractual - Hazardous Materials	\$ 90
A.3010.----4	Contractual - Emergency Services	\$ 156
A.3625.----4	Contractual - Technical Rescue Team	\$ 21
A.3989.----2	Equipment - Emergency Medical Services	\$ 10,000
A.3989.EMMS.2	Equipment - EMS-Fly Car & Ambulance Services	\$ 14,000
A.3989.EMMS.4	Contractual - EMS-Fly Car & Ambulance Services	\$ 1,092
A.9901.----9	Interfund Transfers - Transfer to Other Funds	\$115,150
A.9950.----9	Interfund Transfers - Transfer to Capital	\$268,000
D.5110.----4	Contractual - Maintenance of Roads	\$ 53,847
DM.5130.----4	Contractual - Road Machinery	\$172,131
EL.8160.1000.4	Contractual - Landfill	\$ 57,720
ESN.8130.----4	Contractual - Sewage Treatment	\$ 312
ESS.8120.----4	Contractual - Sanitary Sewers	\$ 1,248
ESS.8130.----4	Contractual - Sewage Treatment	\$ 62
EW.8120.----4	Contractual - Sanitary Sewers	\$ 2,882
	<b>Total</b>	<b>\$713,178</b>

**INCREASE REVENUE ACCOUNT:**

A.6610.----R308.9000	New York State Aid-Other State Aid	\$ 8,000
	<b>Total</b>	<b>\$ 8,000</b>

**DECREASE REVENUE ACCOUNTS:**

DM.5130.----R230.0DIE	Shared Services-Chrgs: Diesel	\$ 47,978
DM.5130.----R280.1DIE	Miscellaneous-Interfund Rev: Diesel	\$ 9,003
DM.9901.----R503.1000	Interfund Transfers-Interfund Transfer	\$115,150
	<b>Total</b>	<b>\$172,131</b>

and be it further

APPROVED  
VEToes (VETO MESSAGE ATTACHED)

County Executive

Date

10-23-24 Leg - Bankowski, Buchanan, Larson, Nelson, Nelson, Parker voted "No"

I, THE UNDERSIGNED CLERK OF THE LEGISLATURE HEREBY CERTIFY THIS TO BE A TRUE AND COMPLETE COPY OF A RESOLUTION DULY ADOPTED BY THE LEGISLATURE OF CHAUTAUQUA COUNTY ON 10/23/24

CLERK OF LEGISLATURE

*Tony Mull*

*Jermana M. Dickay*

*Handwritten signature*

*Handwritten signature*

*Handwritten signature*



RESOLVED, That the Sheriff's Office Capital Project titled Server Replacements & Upgrades in the amount of \$268,000 be removed from Exhibit E; and be it further

RESOLVED, That the following projects included in Exhibit E be amended to change the funding source from Capital Reserve to Interest Earnings:

Sheriff's Patrol Equipment	\$60,000
CCSO Range Improvements	\$50,000
Mayville Campus Bathroom Updates-Design/Study	\$50,000
Fire Alarm System Falconer Highway Facility	\$18,000
DPF Salt Shed Covers	\$90,000

; and be it further

RESOLVED, That the use of A Fund Balance be appropriated as follows:

**DECREASE THE USE OF FUND BALANCE:**

A-----\$78,0000 Fund Balance, Reserved Fund Balance - Reserve for Capital \$268,000  
; and be it further

RESOLVED, That exhibits and schedules presented in the 2025 Tentative Budget be modified as necessary to reflect the above amendments; and be it further

RESOLVED, That the 2025 Tentative Budget as amended above by the Legislature's Audit & Control Committee reflects a Real Property Tax Levy of \$73,256,471 and an estimated Full Value Rate of \$6.70.

I, THE UNDERSIGNED CLERK OF THE LEGISLATURE HEREBY  
CERTIFY THIS TO BE A TRUE AND COMPLETE COPY OF A  
RESOLUTION DULY ADOPTED BY THE LEGISLATURE OF  
CHATHAUGUA COUNTY ON 10/23 2024  
*Christa Lee* CLERK OF LEGISLATURE

APPROVED  
VETOES (VETO MESSAGE ATTACHED)

*Paul M. Mandel*  
County Executive  
10/24/24  
Date



# CHAUTAUQUA COUNTY LEGISLATURE VISION, MISSION, AND PRINCIPLES STATEMENT

## VISION

We will enable economic opportunity, encourage appreciation of our unique culture and natural resources, and enhance the quality of life for our diverse community.

## MISSION

To achieve our Vision, we are committed to set policies, dedicate resources, and establish measurable outcomes to ensure that high quality services are responsibly delivered to benefit the taxpayers, residents and communities, our stakeholders.

## PRINCIPLES

The Chautauqua County Legislature promotes:

- Economic opportunities,
- A safe and esthetic environment,
- An appropriate infrastructure,
- A trained and motivated workforce,
- Ready access to accurate and timely information,
- Effective communication, and
- An effective partnership with the employees and the County Executive.

# 2025 CHAUTAUQUA COUNTY LEADERSHIP

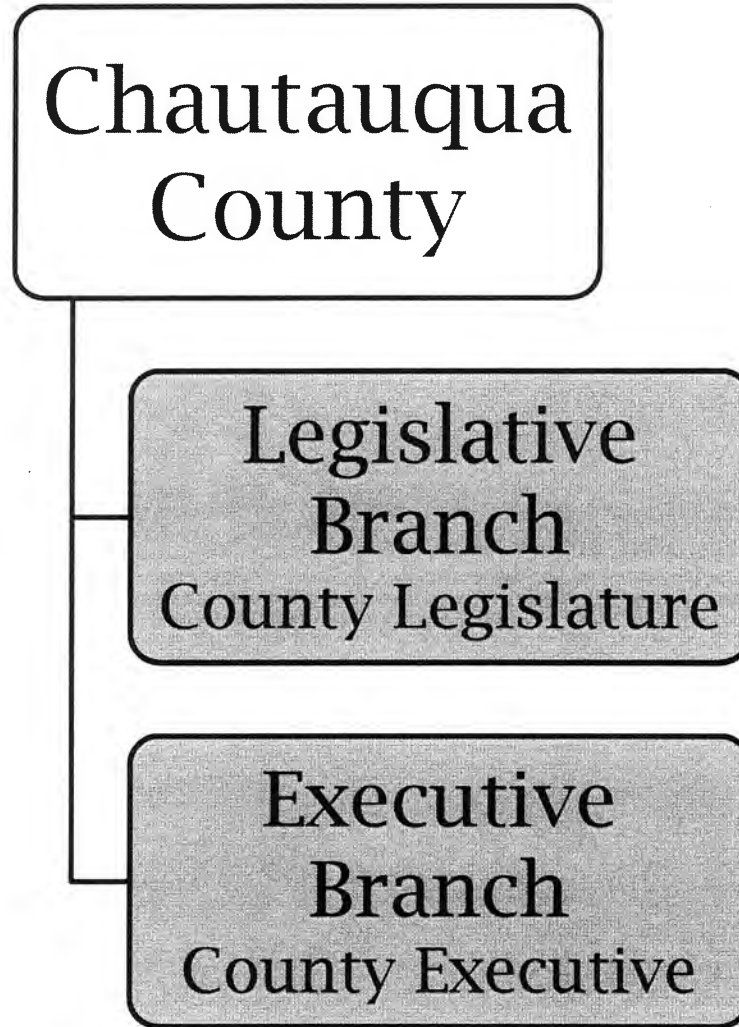
Paul M. Wendel, Jr., County Executive

Pierre E. Chagnon, Legislative Chairman

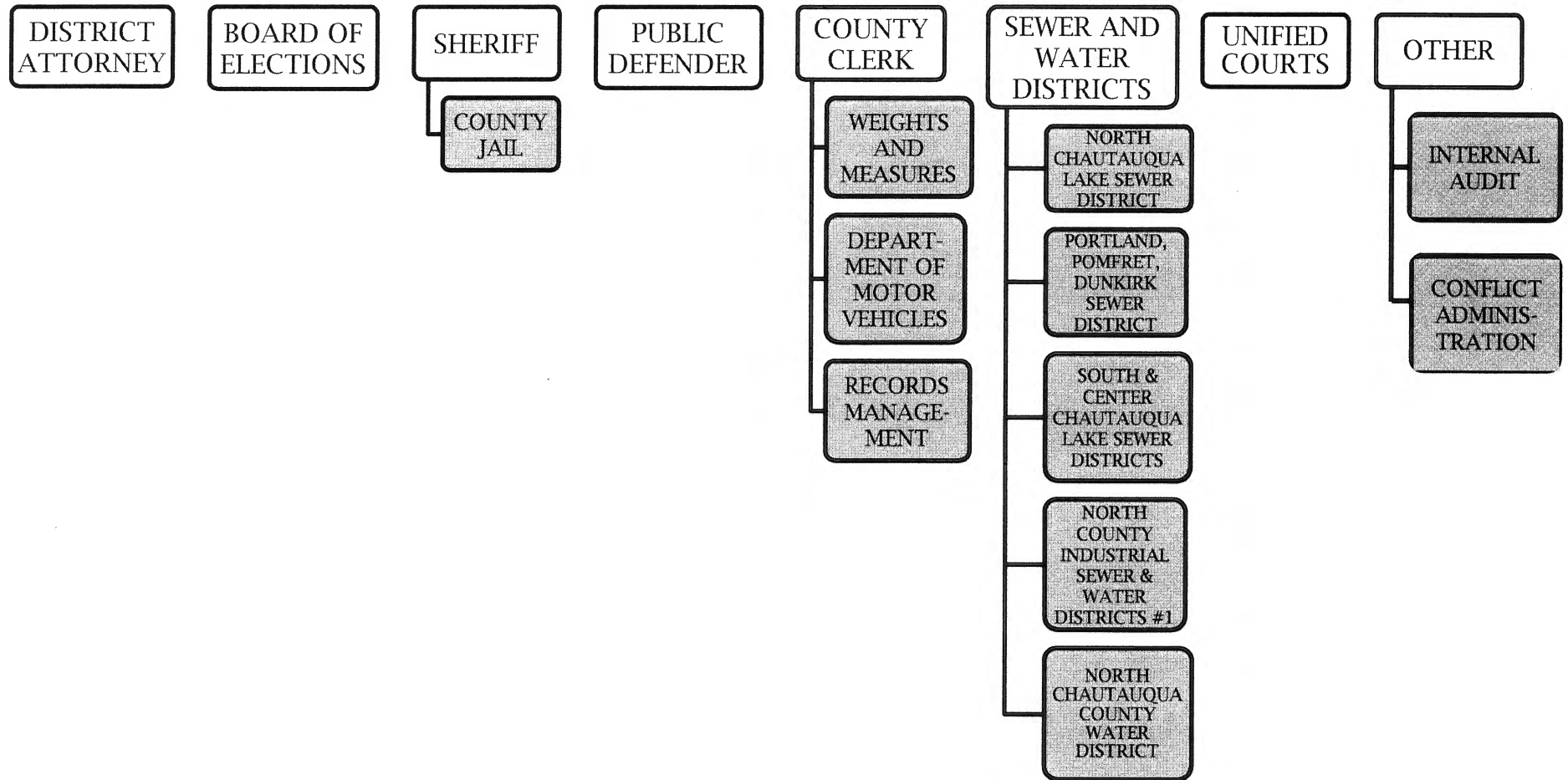
## Legislators

Dalton J. Anthony  
Robert K. Bankoski  
Jamie S. Gustafson  
Thomas R. Harmon  
Travis B. Heiser  
Frederick Johnson  
Phillip Landy  
Frederick A. Larson  
Marcus Buchanan  
Terry A. Niebel  
Thomas M. Nelson  
Thomas A. Carle  
Daniel W. Pavlock  
Johnathan R. Penhollow  
Martin J. Proctor  
Robert M. Scudder  
Lisa A. Vanstrom  
Tamara Dickey

# Chautauqua County 2025 Organizational Chart



# County Legislature



# County Executive

PLANNING AND  
ECONOMIC  
DEVELOPMENT

PUBLIC  
FACILITIES

ADMINISTRATIVE  
SERVICES

HUMAN  
SERVICES

# Public Facilities

ADMINIS-  
TRATION,  
ENGINEERING,  
ROAD  
MAINTENANCE,  
TRANSPOR-  
TATION

BUILDINGS  
AND  
GROUNDS

AIRPORTS

CARTS

PARKS,  
FORESTRY

ENVIRON-  
MENT



# Administrative Services

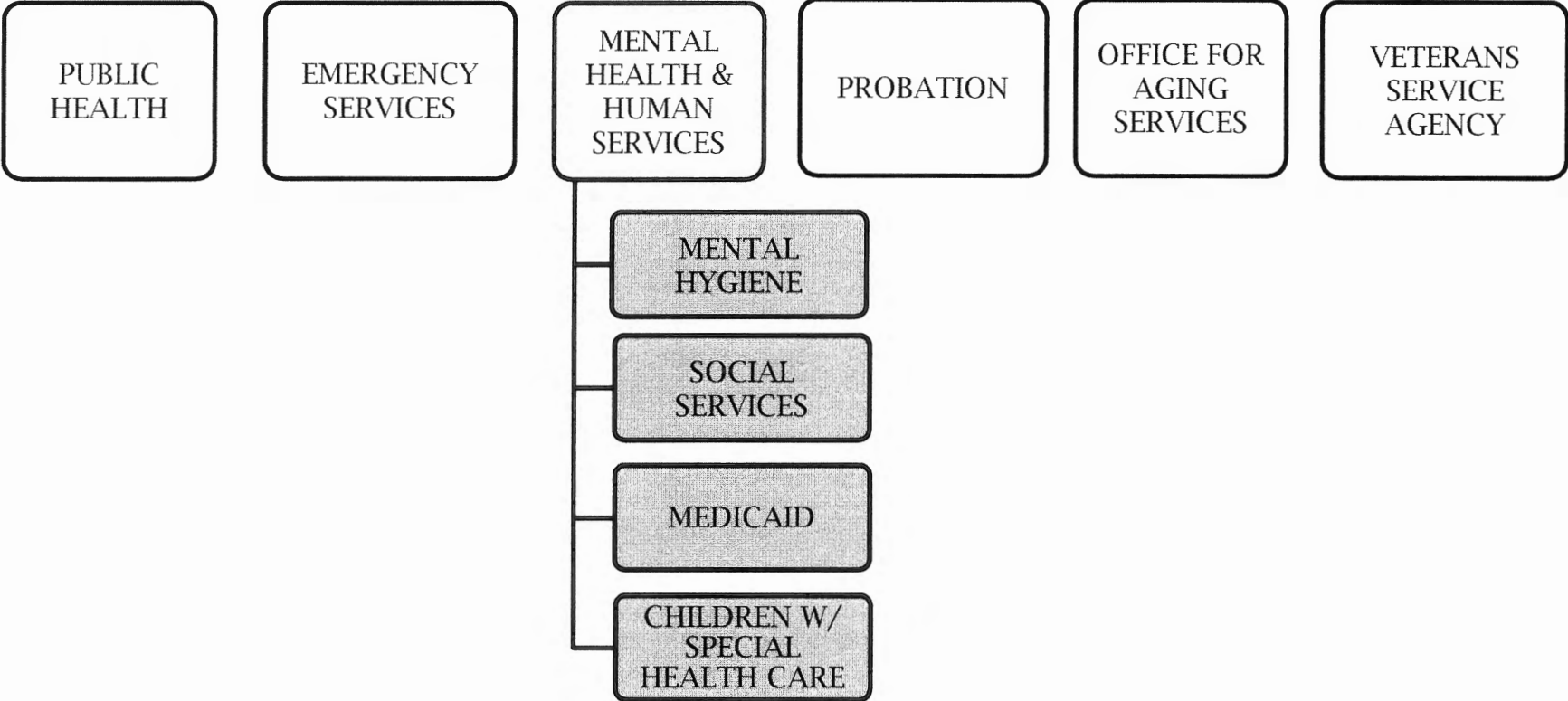
FINANCIAL  
SERVICES AND  
BUDGET

COUNTY  
ATTORNEY

HUMAN  
RESOURCES

INFORMATION  
TECHNOLOGY  
SERVICES

# Human Services





**2025 ADOPTED BUDGET  
LOCAL SHARE SUMMARY**

**2025 FUND SUMMARY**

	Col. A	+ Col. B	- Col. C	- Col. D	- Col. E	- Col. F	= Col. G
	Appropriation	Transfers to Other Funds	Transfers from Other Funds	Attributable Revenues	Appropriated Fund Balance and Use of Reserves	Other Fund Operating (Gain) / Loss	Property Tax Levy
<u>General, Highway, and Machinery Funds:</u>							
A FUND - General	279,192,300	22,545,296	0	222,467,471			79,270,125
- Use of General Fund Balance for Capital Projects					2,000,000		(2,000,000)
- Use of General Fund Balance for One-Time CBA Bonuses					1,314,409		(1,314,409)
- Use of General Fund Balance for non-recurring Expenses					1,758,250		(1,758,250)
- Designation for Helicopter Debt Service					285,600		(285,600)
- Use of Reserve for Capital Projects					317,850		(317,850)
- Use of Reserve for Occupancy Tax					337,545		(337,545)
D FUND - Highways	22,893,259	0	13,548,553	8,744,706	600,000		0
DM FUND - Road Machinery	5,907,369	0	4,715,629	1,091,740	100,000		0
<b>Sub-Total General, Highway and Machinery Funds</b>	<b>\$307,992,928</b>	<b>\$22,545,296</b>	<b>\$18,264,182</b>	<b>\$232,303,917</b>	<b>\$6,713,654</b>	<b>\$0</b>	<b>\$73,256,471</b>
<u>All Other Funds:</u>							
CS FUND - Liability Insurance	1,640,593			1,640,593		0	0
EE FUND - Energy	1,002,418	0		1,267,148		(264,730)	0
EL FUND - Landfill	9,574,353	0		8,956,838		617,515	0
ESN FUND - North Chautauqua Lake Sewer District	1,256,790			1,188,686		68,104	0
ESP FUND - Portland, Pomfret, Dunkirk Sewer District	407,367			394,784		12,583	0
ESS FUND - South & Center Chautauqua Lake Sewer Districts	6,031,163			3,337,411		2,693,752	0
EW FUND - North County Industrial Water, Sewer Districts #1	383,300			438,551		(55,251)	0
EWN FUND - North Chautauqua County Water District	1,794,716			1,543,500		251,216	0
H FUND - Capital	12,006,307		4,281,114	7,725,193		0	0
M FUND - Health Insurance	26,406,239			26,406,302		(63)	0
MS FUND - Self Insurance Fund (Workers' Compensation)	4,161,952			4,161,952		0	0
<b>Subtotal All Other Funds</b>	<b>\$64,665,198</b>	<b>\$0</b>	<b>\$4,281,114</b>	<b>\$57,060,958</b>	<b>\$0</b>	<b>\$3,323,126</b>	<b>\$0</b>
<b>Total Budget All Funds</b>	<b>\$372,658,126</b>	<b>\$22,545,296</b>	<b>\$22,545,296</b>	<b>\$289,364,875</b>	<b>\$6,713,654</b>	<b>\$3,323,126</b>	<b>\$73,256,471</b>

FULL VALUATION **\$10,928,426,003**

FULL VALUE RATE **\$6.703**

**2025 ADOPTED BUDGET  
LOCAL SHARE SUMMARY**

**2024 FUND SUMMARY**

	Col. A	+ Col. B	- Col. C	- Col. D	- Col. E	- Col. F	= Col. G
	Appropriation	Transfers to Other Funds	Transfers from Other Funds	Attributable Revenues	Appropriated Fund Balance and Use of Reserves	Other Fund Operating (Gain)/Loss	Property Tax Levy
<u>General, Highway, and Machinery Funds:</u>							
A FUND - General	263,691,921	20,938,192	0	208,604,211			76,025,902
- Use of General Fund Balance for Capital Projects					1,316,195		(1,316,195)
- Use of General Fund Balance for CSEA One-Time Bonus					1,231,376		(1,231,376)
- Use of General Fund Balance for Operating Expenses					1,473,763		(1,473,763)
- Designation for Helicopter Debt Service					286,600		(286,600)
- Use of Reserve for Capital Projects					190,860		(190,860)
- Use of Reserve for Occupancy Tax					0		0
D FUND - Highways	23,146,639	0	14,151,699	8,494,940	500,000		0
DM FUND - Road Machinery	5,563,088	0	4,517,116	1,045,972			0
<b>Sub-Total General, Highway and Machinery Funds</b>	<b>\$292,401,648</b>	<b>\$20,938,192</b>	<b>\$18,668,815</b>	<b>\$218,145,123</b>	<b>\$4,998,794</b>	<b>\$0</b>	<b>\$71,527,108</b>
<u>All Other Funds:</u>							
CS FUND - Liability Insurance	1,419,894			1,419,894		0	0
EE FUND - Energy	1,001,740	0		1,029,262		(27,522)	0
EL FUND - Landfill	9,468,856	-		8,502,043		966,813	0
ESN FUND - North Chautauqua Lake Sewer District	1,290,909			1,298,952		(8,043)	0
ESP FUND - Portland, Pomfret, Dunkirk Sewer District	445,882			388,539		57,343	0
ESS FUND - South & Center Chautauqua Lake Sewer Districts	5,575,138			3,304,821		2,270,317	0
EW FUND - North County Industrial Water, Sewer Districts #1	343,433			377,542		(34,109)	0
EWN FUND - North Chautauqua County Water District	1,283,259			1,190,400		92,859	0
H FUND - Capital	6,257,720		2,269,377	16,062,961		(12,074,618)	0
M FUND - Health Insurance	23,038,073			23,038,445		(372)	0
MS FUND - Self Insurance Fund (Workers' Compensation)	3,824,500			3,824,500		0	0
<b>Subtotal All Other Funds</b>	<b>\$53,949,404</b>	<b>\$0</b>	<b>\$2,269,377</b>	<b>\$60,437,359</b>	<b>\$0</b>	<b>-\$8,757,332</b>	<b>\$0</b>
<b>Total Budget All Funds</b>	<b>\$346,351,052</b>	<b>\$20,938,192</b>	<b>\$20,938,192</b>	<b>\$278,582,482</b>	<b>\$4,998,794</b>	<b>-\$8,757,332</b>	<b>\$71,527,108</b>

FULL VALUATION **\$10,352,851,606**

FULL VALUE RATE **\$6.909**

**2025 ADOPTED BUDGET  
LOCAL SHARE SUMMARY**

**CHANGE FROM PRIOR YEAR**

	Col. A	+ Col. B	- Col. C	- Col. D	- Col. E	- Col. F	= Col. G
	Appropriation	Transfers to Other Funds	Transfers from Other Funds	Attributable Revenues	Appropriated Fund Balance and Use of Reserves	Other Fund Operating (Gain)/Loss	Property Tax Levy
<u>General, Highway, and Machinery Funds:</u>							
A FUND - General	15,500,379	1,607,104	0	13,863,260	0	0	3,244,223
- Use of General Fund Balance for Capital Projects	0	0	0	0	683,805	0	(683,805)
- Use of General Fund Balance for CSEA One-Time Bonus	0	0	0	0	83,033	0	(83,033)
- Use of General Fund Balance for Operating Expenses	0	0	0	0	284,487	0	(284,487)
- Designation for Helicopter Debt Service	0	0	0	0	(1,000)	0	1,000
- Use of Reserve for Capital Projects	0	0	0	0	126,990	0	(126,990)
- Use of Reserve for Occupancy Tax	0	0	0	0	337,545	0	(337,545)
D FUND - Highways	(253,380)	0	(603,146)	249,766	100,000	0	0
DM FUND - Road Machinery	344,281	0	198,513	45,768	100,000	0	0
<b>Sub-Total General, Highway and Machinery Funds</b>	<b>\$15,591,280</b>	<b>\$1,607,104</b>	<b>-\$404,633</b>	<b>\$14,158,794</b>	<b>\$1,714,860</b>	<b>\$0</b>	<b>\$1,729,363</b>
<u>All Other Funds:</u>							
CS FUND - Liability Insurance	220,699	0	0	220,699	0	0	0
EE FUND - Energy	678	0	0	237,886	0	(237,208)	0
EL FUND - Landfill	105,497	-	0	454,795	0	(349,298)	0
ESN FUND - North Chautauqua Lake Sewer District	(34,119)	0	0	(110,266)	0	76,147	0
ESP FUND - Portland, Pomfret, Dunkirk Sewer District	(38,515)	0	0	6,245	0	(44,760)	0
ESS FUND - South & Center Chautauqua Lake Sewer Districts	456,025	0	0	32,590	0	423,435	0
EW FUND - North County Industrial Water, Sewer Districts #1	39,867	0	0	61,009	0	(21,142)	0
EWN FUND - North Chautauqua County Water District	511,457	0	0	353,100	0	158,357	0
H FUND - Capital	5,748,587	0	2,011,737	(8,337,768)	0	12,074,618	0
M FUND - Health Insurance	3,368,166	0	0	3,367,857	0	309	0
MS FUND - Self Insurance Fund (Workers' Compensation)	337,452	0	0	337,452	0	0	0
<b>Subtotal All Other Funds</b>	<b>\$10,715,794</b>	<b>\$0</b>	<b>\$2,011,737</b>	<b>-\$3,376,401</b>	<b>\$0</b>	<b>\$12,080,458</b>	<b>\$0</b>
<b>Total Budget All Funds</b>	<b>\$26,307,074</b>	<b>\$1,607,104</b>	<b>\$1,607,104</b>	<b>\$10,782,393</b>	<b>\$1,714,860</b>	<b>\$12,080,458</b>	<b>\$1,729,363</b>

% Inc / (Dec) 2.42%

**FULL VALUATION** **\$575,574,397**

% Inc / (Dec) 5.56%

**FULL VALUE RATE** **-\$0.206**

% Inc / (Dec) -2.98%

2025 ADOPTED BUDGET  
LOCAL SHARE SUMMARY  
A - GENERAL FUND

DEPT	ADOPTED ACCOUNT NUMBER	APPROPRIATIONS				REVENUES				LOCAL SHARE			
		2024 ADOPTED BUDGET	2025 ADOPTED BUDGET	YR to YR INC / (DEC) %	AMOUNT	2024 ADOPTED BUDGET	2025 ADOPTED BUDGET	YR to YR INC / (DEC) %	AMOUNT	2024 ADOPTED BUDGET	2025 ADOPTED BUDGET	YR to YR INC / (DEC) %	AMOUNT
01	A.1010. Legislative Board	266,699	260,085	-2.5%	(6,614)	0	-	0	266,699	260,085	-2.5%	(6,614)	
	A.1040. Clerk, Legislative Board	194,483	194,482	0.0%	(1)	0	-	0	194,483	194,482	0.0%	(1)	
	A.1162.1120. Conflict Administration	1,839,500	440,426	-76.1%	(1,399,074)	807,903	440,420	-45.5%	(367,483)	1,031,597	6	-100.0%	(1,031,591)
	A.1162.COUN. Conflict Administration	0	950,000	-	950,000	0	256,500	-	256,500	0	693,500	-	693,500
	<b>LEGISLATIVE</b>	<b>2,300,682</b>	<b>1,844,993</b>	<b>-19.8%</b>	<b>(455,689)</b>	<b>807,903</b>	<b>696,920</b>	<b>-13.7%</b>	<b>(110,983)</b>	<b>1,492,779</b>	<b>1,148,073</b>	<b>-23.1%</b>	<b>(344,706)</b>
02	A.1162.1125. Indigent Services-Child Custody	204,000	0	-100.0%	(204,000)	0	-	0	204,000	0	-100.0%	(204,000)	
	A.1162.1135. Supreme Court	12,544	15,004	19.6%	2,460	0	-	0	12,544	15,004	19.6%	2,460	
	A.1162.1140. Family Court	19,648	16,976	-13.6%	(2,672)	0	-	0	19,648	16,976	-13.6%	(2,672)	
	A.1162.1145. Surrogate Court	4,137	4,949	19.6%	812	0	-	0	4,137	4,949	19.6%	812	
	A.1162.1160. Court Library	857	1,025	19.6%	168	0	-	0	857	1,025	19.6%	168	
	A.1162.1180. Justices & Constables	3,500	3,500	0.0%	0	0	-	0	3,500	3,500	0.0%	0	
	A.1162.9999. Miscellaneous	0	0	-	0	242,456	261,372	7.8%	18,916	(242,456)	(261,372)	-7.8%	(18,916)
	<b>UNIFIED COURTS</b>	<b>244,686</b>	<b>41,454</b>	<b>-83.1%</b>	<b>(203,232)</b>		<b>261,372</b>	<b>-</b>	<b>261,372</b>	<b>244,686</b>	<b>(219,918)</b>	<b>-189.9%</b>	<b>(464,604)</b>
03	A.1165. District Attorney	3,565,639	4,529,424	27.0%	963,785		1,763,359	-	1,763,359	3,565,639	2,766,065	-22.4%	(799,574)
	A.1165.1169. Crime Victims	0	0	-	0	16,062,961.00		-100.0%	(16,062,961)	(16,062,961)	0	100.0%	16,062,961
	<b>DISTRICT ATTORNEY</b>	<b>3,565,639</b>	<b>4,529,424</b>	<b>27.0%</b>	<b>963,785</b>		<b>1,763,359</b>	<b>-</b>	<b>1,763,359</b>	<b>3,565,639</b>	<b>2,766,065</b>	<b>-22.4%</b>	<b>(799,574)</b>
05	A.1410. County Clerk	923,296	944,849	2.3%	21,553		1,116,100	-	1,116,100	923,296	(171,251)	-118.5%	(1,094,547)
	A.1410.1411. Motor Vehicles	1,194,214	1,222,425	2.4%	28,211		1,082,108	-	1,082,108	1,194,214	140,317	-88.3%	(1,053,897)
	A.1460. Records Management	0	4,167	-	4,167			-	0	0	4,167	-	4,167
	A.6610. Weights & Measures	179,610	199,090	10.8%	19,480		161,000	-	161,000	179,610	38,090	-78.8%	(141,520)
	<b>COUNTY CLERK</b>	<b>2,297,120</b>	<b>2,370,531</b>	<b>3.2%</b>	<b>73,411</b>		<b>2,359,208</b>	<b>-</b>	<b>2,359,208</b>	<b>2,297,120</b>	<b>11,323</b>	<b>-99.5%</b>	<b>(2,285,797)</b>
06	A.1162.1110. Court Officers	1,410,585	1,339,283	-5.1%	(71,302)	1,415,030	1,410,248	-0.3%	(4,782)	(4,445)	(70,965)	-1496.5%	(66,520)
	A.3020.DISP. Consolidated Dispatching	2,990,851	3,207,120	7.2%	216,269	8,500	8,500	0.0%	0	2,982,351	3,198,620	7.3%	216,269
	A.3020.E911. E911 System	155,530	151,880	-2.3%	(3,650)	155,530	151,880	-2.3%	(3,650)	0	0	-	0
	A.3020.PSCN. Public Safety Communications Network	171,854	169,329	-1.5%	(2,525)	89,365	101,584	13.7%	12,219	82,489	67,745	-17.9%	(14,744)
	A.3020.TECH. Technical Services	448,716	482,123	7.4%	33,407	45,000	51,000	13.3%	6,000	403,716	431,123	6.8%	27,407
	A.3020.W911. E911 Wireless	249,563	227,069	-9.0%	(22,494)	249,563	227,069	-9.0%	(22,494)	0	0	-	0
	A.3110. Sheriff	10,379,927	11,224,672	8.1%	844,745	1,781,092	1,717,158	-3.6%	(63,934)	8,598,835	9,507,514	10.6%	908,679
	A.3110.3114. Pistol Permit	108,534	91,510	-15.7%	(17,024)	40,000	30,000	-25.0%	(10,000)	68,534	61,510	-10.2%	(7,024)
	A.3110.GRNT. Sheriff Grants	762,000	1,370,597	79.9%	608,597	762,000	1,370,597	79.9%	608,597	0	0	-	0
	A.3150. Jail	13,839,062	14,714,758	6.3%	875,696	1,686,728	1,720,558	2.0%	33,830	12,152,334	12,994,200	6.9%	841,866
	A.3189.1111. Navigation/Snowmobile	477,452	504,166	5.6%	26,714	77,500	77,500	0.0%	0	399,952	426,666	6.7%	26,714
	A.3315. Stop DWI	254,970	250,529	-1.7%	(4,441)	157,850	107,850	-31.7%	(50,000)	97,120	142,679	46.9%	45,559
	<b>SHERIFF</b>	<b>31,249,044</b>	<b>33,733,036</b>	<b>7.9%</b>	<b>2,483,992</b>	<b>6,468,158</b>	<b>6,973,944</b>	<b>7.8%</b>	<b>505,786</b>	<b>24,780,886</b>	<b>26,759,092</b>	<b>8.0%</b>	<b>1,978,206</b>
09	A.1230. <b>COUNTY EXECUTIVE</b>	<b>603,882</b>	<b>608,140</b>	<b>0.7%</b>	<b>4,258</b>	<b>15,900</b>	<b>15,000</b>	<b>-5.7%</b>	<b>(900)</b>	<b>587,982</b>	<b>593,140</b>	<b>0.9%</b>	<b>5,158</b>
11	A.1420. <b>COUNTY ATTORNEY</b>	<b>1,234,409</b>	<b>1,468,441</b>	<b>19.0%</b>	<b>234,032</b>	<b>163,565</b>	<b>167,210</b>	<b>2.2%</b>	<b>3,645</b>	<b>1,070,844</b>	<b>1,301,231</b>	<b>21.5%</b>	<b>230,387</b>
12	A.1170. Public Defender	2,864,559	3,587,651	25.2%	723,092	886,833	1,606,909	81.2%	720,076	1,977,726	1,980,742	0.2%	3,016
	A.1170.1772. Hurrell Harring Grant	4,600,701	4,662,866	1.4%	62,165	4,600,701	4,677,707	1.7%	77,006	0	(14,841)	-	(14,841)
	<b>PUBLIC DEFENDER</b>	<b>7,465,260</b>	<b>8,250,517</b>	<b>10.5%</b>	<b>785,257</b>	<b>5,487,534</b>	<b>6,284,616</b>	<b>14.5%</b>	<b>797,082</b>	<b>1,977,726</b>	<b>1,965,901</b>	<b>-0.6%</b>	<b>(11,825)</b>
13	A.3140. <b>PROBATION</b>	<b>3,530,123</b>	<b>3,781,247</b>	<b>7.1%</b>	<b>251,124</b>	<b>1,071,160</b>	<b>1,269,267</b>	<b>18.5%</b>	<b>198,107</b>	<b>2,458,963</b>	<b>2,511,980</b>	<b>2.2%</b>	<b>53,017</b>

2025 ADOPTED BUDGET  
 LOCAL SHARE SUMMARY  
 A - GENERAL FUND

DEPT	ADOPTED ACCOUNT NUMBER	APPROPRIATIONS				REVENUES				LOCAL SHARE				
		2024 ADOPTED BUDGET	2025 ADOPTED BUDGET	YR to YR INC / (DEC) %	AMOUNT	2024 ADOPTED BUDGET	2025 ADOPTED BUDGET	YR to YR INC / (DEC) %	AMOUNT	2024 ADOPTED BUDGET	2025 ADOPTED BUDGET	YR to YR INC / (DEC) %	AMOUNT	
14	A.3010.	Emergency Services	696,629	766,857	10.1%	70,228	150,963	79,728	-47.2%	(71,235)	545,666	687,129	25.9%	141,463
	A.3410.3412.	Fire Board	4,000	4,000	0.0%	0	0		-	0	4,000	4,000	0.0%	0
	A.3625.	Technical Rescue Team	34,267	36,663	7.0%	2,396	0		-	0	34,267	36,663	7.0%	2,396
	A.3640.	Hazardous Materials	81,103	76,308	-5.9%	(4,795)	16,000	10,000	-37.5%	(6,000)	65,103	66,308	1.9%	1,205
	A.3989.	Emergency Medical Service	306,038	313,284	2.4%	7,246	3,600	3,600	0.0%	0	302,438	309,684	2.4%	7,246
	A.3989.CME.	Continuing Medical Education	60,526	119,861	98.0%	59,335	16,500	16,500	0.0%	0	44,026	103,361	134.8%	59,335
	A.3989.EMS.	Fly Car & Ambulance Services	2,879,895	3,492,946	21.3%	613,051	1,759,403	1,400,081	-20.4%	(359,322)	1,120,492	2,092,865	86.8%	972,373
	A.3989.EMT.	EMT/CPR Training	38,972	78,165	100.6%	39,193	16,500	31,000	87.9%	14,500	22,472	47,165	109.9%	24,693
		<b>EMERGENCY SERVICES</b>	<b>4,101,430</b>	<b>4,888,084</b>	<b>19.2%</b>	<b>786,654</b>	<b>1,962,966</b>	<b>1,540,909</b>	<b>-21.5%</b>	<b>(422,057)</b>	<b>2,138,464</b>	<b>3,347,175</b>	<b>56.5%</b>	<b>1,208,711</b>
20	A.1610.	Office Services	553,140	596,519	7.8%	43,379	380,000	375,000	-1.3%	(5,000)	173,140	221,519	27.9%	48,379
	A.1650.	Communications System	209,279	189,244	-9.6%	(20,035)	236,000	236,000	0.0%	0	(26,721)	(46,756)	-75.0%	(20,035)
	A.1680.	Information Technology	1,973,651	2,135,883	8.2%	162,232	557,530	695,591	24.8%	138,061	1,416,121	1,440,292	1.7%	24,171
	A.1680.GIS.	Geographic Information System	30,000	30,000	0.0%	0	0		-	0	30,000	30,000	0.0%	0
		<b>INFORMATION TECHNOLOGY SERVICES</b>	<b>2,766,070</b>	<b>2,951,646</b>	<b>6.7%</b>	<b>185,576</b>	<b>1,173,530</b>	<b>1,306,591</b>	<b>11.3%</b>	<b>133,061</b>	<b>1,592,540</b>	<b>1,645,055</b>	<b>3.3%</b>	<b>52,515</b>
21	A.1310.	Department of Finance	2,655,942	3,216,004	21.1%	560,062	136,750	137,750	0.7%	1,000	2,519,192	3,078,254	22.2%	559,062
	A.1330.	Real Property Tax	927,276	1,041,391	12.3%	114,115	186,400	189,400	1.6%	3,000	740,876	851,991	15.0%	111,115
	A.1989.	Oth General Govt Support-Insurance Admin	222,570	243,441	9.4%	20,871	222,570	243,441	9.4%	20,871	0	0	-	0
		<b>FINANCE</b>	<b>3,805,788</b>	<b>4,500,836</b>	<b>18.3%</b>	<b>695,048</b>	<b>545,720</b>	<b>570,591</b>	<b>4.6%</b>	<b>24,871</b>	<b>3,260,068</b>	<b>3,930,245</b>	<b>20.6%</b>	<b>670,177</b>
23	A.1430.	Human Resources	1,208,723	1,361,048	12.6%	152,325	12,000	12,000	0.0%	0	1,196,723	1,349,048	12.7%	152,325
	A.1430.BENE.	Health Insurance Benefits	287,940	233,764	-18.8%	(54,176)	270,580	233,764	-13.6%	(36,816)	17,360	0	-100.0%	(17,360)
		<b>HUMAN RESOURCES</b>	<b>1,496,663</b>	<b>1,594,812</b>	<b>6.6%</b>	<b>98,149</b>	<b>282,580</b>	<b>245,764</b>	<b>-13.0%</b>	<b>(36,816)</b>	<b>1,214,083</b>	<b>1,349,048</b>	<b>11.1%</b>	<b>134,965</b>
25	BLDG/GRNDS													
	A.1620.	Buildings & Grounds	1,645,785	1,683,225	2.3%	37,440	0		-	0	1,645,785	1,683,225	2.3%	37,440
	A.1620.5020.	Hall R Clothier Building	180,000	680,700	278.2%	500,700	0		-	0	180,000	680,700	278.2%	500,700
	A.1620.5030.	Court House	81,050	81,300	0.3%	250	0		-	0	81,050	81,300	0.3%	250
	A.1620.5060.	Gerace Office Building	162,700	171,350	5.3%	8,650	0		-	0	162,700	171,350	5.3%	8,650
	A.1620.5070.	Mayville Municipal Building	73,150	76,675	4.8%	3,525	0		-	0	73,150	76,675	4.8%	3,525
	A.1620.5080.	Jail	78,200	78,750	0.7%	550	0		-	0	78,200	78,750	0.7%	550
	A.1620.6010.	Dunkirk Ag Center	168,600	172,600	2.4%	4,000	0		-	0	168,600	172,600	2.4%	4,000
	A.1620.6020.	Lucas Avenue	281,500	166,500	-40.9%	(115,000)	0		-	0	281,500	166,500	-40.9%	(115,000)
	A.1620.6050.	DMV-Dunkirk	50,600	50,600	0.0%	0	0		-	0	50,600	50,600	0.0%	0
	A.1620.6090.	DMV-Jamestown	52,000	55,000	5.8%	3,000	0		-	0	52,000	55,000	5.8%	3,000
	A.1620.7010.	South County Office Building	780,370	810,685	3.9%	30,315	0		-	0	780,370	810,685	3.9%	30,315
		<b>SUBTOTALS</b>	<b>3,553,955</b>	<b>4,027,385</b>	<b>13.3%</b>	<b>473,430</b>	<b>0</b>	<b>0</b>	<b>-</b>	<b>0</b>	<b>3,553,955</b>	<b>4,027,385</b>	<b>13.3%</b>	<b>473,430</b>
	AIRPORT													
	A.5610.5610.	Jamestown Airport	908,103	901,681	-0.7%	(6,422)	126,586	137,968	9.0%	11,382	781,517	763,713	-2.3%	(17,804)
	A.5610.5612.	Dunkirk Airport	519,466	535,368	3.1%	15,902	64,711	66,000	2.0%	1,289	454,755	469,368	3.2%	14,613
		<b>SUBTOTALS</b>	<b>1,427,569</b>	<b>1,437,049</b>	<b>0.7%</b>	<b>9,480</b>	<b>191,297</b>	<b>203,968</b>	<b>6.6%</b>	<b>12,671</b>	<b>1,236,272</b>	<b>1,233,081</b>	<b>-0.3%</b>	<b>(3,191)</b>
	CARTS													
	A.5630.5625.	CARTS	4,031,210	4,314,824	7.0%	283,614	3,269,192	3,322,612	1.6%	53,420	762,018	992,212	30.2%	230,194
	A.5630.5631.	SUNY	94,000	104,875	11.6%	10,875	94,000	104,875	11.6%	10,875	0	0	-	0
		<b>SUBTOTALS</b>	<b>4,125,210</b>	<b>4,419,699</b>	<b>7.1%</b>	<b>294,489</b>	<b>3,363,192</b>	<b>3,427,487</b>	<b>1.9%</b>	<b>64,295</b>	<b>762,018</b>	<b>992,212</b>	<b>30.2%</b>	<b>230,194</b>
	PARKS													
	A.7110.	Parks	217,990	282,937	29.8%	64,947	150,350	150,350	0.0%	0	67,640	132,587	96.0%	64,947
	A.8730.	Forestry	24,000	24,000	0.0%	0	5,500	5,500	0.0%	0	18,500	18,500	0.0%	0
		<b>SUBTOTALS</b>	<b>241,990</b>	<b>306,937</b>	<b>26.8%</b>	<b>64,947</b>	<b>155,850</b>	<b>155,850</b>	<b>0.0%</b>	<b>0</b>	<b>86,140</b>	<b>151,087</b>	<b>75.4%</b>	<b>64,947</b>
		<b>PUBLIC FACILITIES</b>	<b>9,348,724</b>	<b>10,191,070</b>	<b>9.0%</b>	<b>842,346</b>	<b>3,710,339</b>	<b>3,787,305</b>	<b>2.1%</b>	<b>76,966</b>	<b>5,638,385</b>	<b>6,403,765</b>	<b>13.6%</b>	<b>765,380</b>



2025 ADOPTED BUDGET  
LOCAL SHARE SUMMARY  
A - GENERAL FUND

DEPT	ADOPTED ACCOUNT NUMBER	APPROPRIATIONS				REVENUES				LOCAL SHARE				
		2024	2025	YR to YR INC / (DEC)		2024	2025	YR to YR INC / (DEC)		2024	2025	YR to YR INC / (DEC)		
		ADOPTED BUDGET	ADOPTED BUDGET	%	AMOUNT	ADOPTED BUDGET	ADOPTED BUDGET	%	AMOUNT	ADOPTED BUDGET	ADOPTED BUDGET	%	AMOUNT	
31	A.6010.	Social Services Administration	30,366,959	31,735,524	4.5%	1,368,565	23,731,810	24,467,290	3.1%	735,480	6,635,149	7,268,234	9.5%	633,085
	A.6055.	Day Care	4,000,000	7,350,000	83.8%	3,350,000	4,470,000	7,780,070	74.1%	3,310,070	(470,000)	(430,070)	8.5%	39,930
	A.6070.	Services for Recipients	104,000	80,000	-23.1%	(24,000)	20,000	100,000	400.0%	80,000	84,000	(20,000)	-123.8%	(104,000)
	A.6109.	Family Assistance	6,200,000	6,500,000	4.8%	300,000	5,898,000	6,452,000	9.4%	554,000	302,000	48,000	-84.1%	(254,000)
	A.6119.	Child Care (Foster/Institution)	6,927,071	6,010,000	-13.2%	(917,071)	3,682,571	4,100,000	11.3%	417,429	3,244,500	1,910,000	-41.1%	(1,334,500)
	A.6123.	Juvenile Delinquent Care	50,000	50,000	0.0%	0	0	0	-	0	50,000	50,000	0.0%	0
	A.6123.RTA.	Raise the Age	500,000	500,000	0.0%	0	500,000	500,000	0.0%	0	0	0	-	0
	A.6129.	State Training School	650,800	500,000	-23.2%	(150,800)	0	0	-	0	650,800	500,000	-23.2%	(150,800)
	A.6140.	Safety Net	6,750,000	8,000,000	18.5%	1,250,000	2,578,750	3,320,000	28.7%	741,250	4,171,250	4,680,000	12.2%	508,750
	A.6142.	Emergency Aid for Adults	120,000	160,000	33.3%	40,000	61,000	103,000	68.9%	42,000	59,000	57,000	-3.4%	(2,000)
	A.7310.	Youth Programs	268,540	557,970	107.8%	289,430	202,354	484,417	139.4%	282,063	66,186	73,553	11.1%	7,367
		<b>SOCIAL SERVICES BEFORE MEDICAID</b>	<b>55,937,370</b>	<b>61,443,494</b>	<b>9.8%</b>	<b>5,506,124</b>	<b>41,144,485</b>	<b>47,306,777</b>	<b>15.0%</b>	<b>6,162,292</b>	<b>14,792,885</b>	<b>14,136,717</b>	<b>-4.4%</b>	<b>(656,168)</b>
	A.6100.	Medicaid	31,742,461	31,943,316	0.6%	200,855	0	0	-	0	31,742,461	31,943,316	0.6%	200,855
	A.6101.	Medical Assistance	275,000	145,000	-47.3%	(130,000)	150,000	25,000	-83.3%	(125,000)	125,000	120,000	-4.0%	(5,000)
		<b>MEDICAID</b>	<b>32,017,461</b>	<b>32,088,316</b>	<b>0.2%</b>	<b>70,855</b>	<b>150,000</b>	<b>25,000</b>	<b>-83.3%</b>	<b>(125,000)</b>	<b>31,867,461</b>	<b>32,063,316</b>	<b>0.6%</b>	<b>195,855</b>
		<b>SOCIAL SERVICES TOTAL</b>	<b>87,954,831</b>	<b>93,531,810</b>	<b>6.3%</b>	<b>5,576,979</b>	<b>41,294,485</b>	<b>47,331,777</b>	<b>14.6%</b>	<b>6,037,292</b>	<b>46,660,346</b>	<b>46,200,033</b>	<b>-1.0%</b>	<b>(460,313)</b>
33	A.4310.	Mental Hygiene Administration	328,864	256,920	-21.9%	(71,944)	317,315	280,896	-11.5%	(36,419)	11,549	(23,976)	-307.6%	(35,525)
	A.4320.	Mental Hygiene Programs	21,417,973	22,863,166	6.7%	1,445,193	21,846,868	23,011,822	5.3%	1,164,954	(428,895)	(148,656)	65.3%	280,239
	A.4322.	Mental Hygiene Law	750,000	750,000	0.0%	0	0	0	-	0	750,000	750,000	0.0%	0
		<b>MENTAL HYGIENE</b>	<b>22,496,837</b>	<b>23,870,086</b>	<b>6.1%</b>	<b>1,373,249</b>	<b>22,164,183</b>	<b>23,292,718</b>	<b>5.1%</b>	<b>1,128,535</b>	<b>332,654</b>	<b>577,368</b>	<b>73.6%</b>	<b>244,714</b>
		<b>MENTAL HEALTH SOCIAL SERVICES TOT</b>	<b>110,451,668</b>	<b>117,401,896</b>	<b>6.3%</b>	<b>6,950,228</b>	<b>63,458,668</b>	<b>70,624,495</b>	<b>11.3%</b>	<b>7,165,827</b>	<b>46,993,000</b>	<b>46,777,401</b>	<b>-0.5%</b>	<b>(215,599)</b>
32	A.1185.	Medical Examiners & Coroners	706,989	742,538	5.0%	35,549	0	0	-	0	706,989	742,538	5.0%	35,549
	A.2960.ADMN.	Educ: Handicapped Children-Administration	8,221,198	9,202,870	11.9%	981,672	5,421,920	6,073,447	12.0%	651,527	2,799,278	3,129,423	11.8%	330,145
	A.4010.	Public Health Administration	3,293,190	3,165,925	-3.9%	(127,265)	2,255,406	2,015,884	-10.6%	(239,522)	1,037,784	1,150,041	10.8%	112,257
	A.4059.	Early Intervention Program	1,066,500	1,304,705	22.3%	238,205	581,369	884,116	52.1%	302,747	485,131	420,589	-13.3%	(64,542)
	A.4090.	Environmental Health	4,725,142	5,058,720	7.1%	333,578	3,439,231	3,794,718	10.3%	355,487	1,285,911	1,264,002	-1.7%	(21,909)
	A.4017.JAIL.	Clinics-Jail	1,056,571	2,180,460	106.4%	1,123,889	40,000	60,000	50.0%	20,000	1,016,571	2,120,460	108.6%	1,103,889
	A.4017.MAT.	MAT Program	1,159,657	0	-100.0%	(1,159,657)	1,159,657	0	-100.0%	(1,159,657)	0	0	-	0
		<b>SUBTOTALS</b>	<b>2,216,228</b>	<b>2,180,460</b>	<b>-1.6%</b>	<b>(35,768)</b>	<b>1,199,657</b>	<b>60,000</b>	<b>-95.0%</b>	<b>(1,139,657)</b>	<b>1,016,571</b>	<b>2,120,460</b>	<b>108.6%</b>	<b>1,103,889</b>
		<b>HEALTH DEPARTMENT TOTAL</b>	<b>20,229,247</b>	<b>21,655,218</b>	<b>7.0%</b>	<b>1,425,971</b>	<b>12,897,583</b>	<b>12,828,165</b>	<b>-0.5%</b>	<b>(69,418)</b>	<b>7,331,664</b>	<b>8,827,053</b>	<b>20.4%</b>	<b>1,495,389</b>
34	A.6772.	<b>OFFICE FOR AGING SERVICES</b>	<b>5,732,353</b>	<b>5,186,681</b>	<b>-9.5%</b>	<b>(545,672)</b>	<b>4,513,066</b>	<b>4,101,093</b>	<b>-9.1%</b>	<b>(411,973)</b>	<b>1,219,287</b>	<b>1,085,588</b>	<b>-11.0%</b>	<b>(133,699)</b>

2025 ADOPTED BUDGET  
 LOCAL SHARE SUMMARY  
 A - GENERAL FUND

			<u>APPROPRIATIONS</u>				<u>REVENUES</u>				<u>LOCAL SHARE</u>			
DEPT	ADOPTED ACCOUNT NUMBER		2024 ADOPTED BUDGET	2025 ADOPTED BUDGET	YR to YR INC / (DEC) %	AMOUNT	2024 ADOPTED BUDGET	2025 ADOPTED BUDGET	YR to YR INC / (DEC) %	AMOUNT	2024 ADOPTED BUDGET	2025 ADOPTED BUDGET	YR to YR INC / (DEC) %	AMOUNT
37	A.6420.	Promotion of Industry	303,645	321,064	5.7%	17,419	30,000	30,000	0.0%	0	273,645	291,064	6.4%	17,419
	A.6420.COMC.	Community Contracts	809,920	884,217	9.2%	74,297	0	0	-	0	809,920	884,217	9.2%	74,297
	A.8020.	Planning	788,503	825,277	4.7%	36,774	267,000	267,000	0.0%	0	521,503	558,277	7.1%	36,774
		<b>PLANNING &amp; ECONOMIC DEVELOPMENT</b>	<b>1,902,068</b>	<b>2,030,558</b>	<b>6.8%</b>	<b>128,490</b>	<b>297,000</b>	<b>297,000</b>	<b>0.0%</b>	<b>0</b>	<b>1,605,068</b>	<b>1,733,558</b>	<b>8.0%</b>	<b>128,490</b>
	A.6420.TOUR.	Tourism	1,042,674	1,405,227	34.8%	362,553	1,042,674	1,067,682	2.4%	25,008	0	337,545	-	337,545
	A.8020.WTRS.	Watershed Administration	1,421,423	1,087,863	-23.5%	(333,560)	906,759	928,188	2.4%	21,429	514,664	159,675	-69%	(354,989)
		<b>OCCUPANCY TAX</b>	<b>2,464,097</b>	<b>2,493,090</b>	<b>1.2%</b>	<b>28,993</b>	<b>1,949,433</b>	<b>1,995,870</b>	<b>2.4%</b>	<b>46,437</b>	<b>514,664</b>	<b>497,220</b>	<b>-3%</b>	<b>(17,444)</b>
		<b>PLANNING &amp; ECONOMIC DEVELOPMENT</b>	<b>4,366,165</b>	<b>4,523,648</b>	<b>3.6%</b>	<b>157,483</b>	<b>2,246,433</b>	<b>2,292,870</b>	<b>2.1%</b>	<b>46,437</b>	<b>2,119,732</b>	<b>2,230,778</b>	<b>5.2%</b>	<b>111,046</b>
41	A.1450.	<b>BOARD OF ELECTIONS</b>	<b>1,359,484</b>	<b>1,308,389</b>	<b>-3.8%</b>	<b>(51,095)</b>	<b>81,754</b>	<b>86,904</b>	<b>6.3%</b>	<b>5,150</b>	<b>1,277,730</b>	<b>1,221,485</b>	<b>-4.4%</b>	<b>(56,245)</b>
42	A.6510.	<b>VETERANS SERVICE AGENCY</b>	<b>316,160</b>	<b>319,167</b>	<b>1.0%</b>	<b>3,007</b>	<b>27,200</b>	<b>27,200</b>	<b>0.0%</b>	<b>0</b>	<b>288,960</b>	<b>291,967</b>	<b>1.0%</b>	<b>3,007</b>
		<b>DEPARTMENTAL SUBTOTALS</b>	<b>216,464,597</b>	<b>231,149,230</b>	<b>6.8%</b>	<b>14,684,633</b>	<b>108,484,005</b>	<b>117,202,783</b>	<b>8.0%</b>	<b>8,718,778</b>	<b>107,980,592</b>	<b>113,946,447</b>	<b>5.5%</b>	<b>5,965,855</b>
<b>COUNTY-WIDE EXPENDITURES / REVENUES</b>														
99	A.1310.9999.	Miscellaneous	0	0	-	0	58,630,303	61,014,889	4.1%	2,384,586	(58,630,303)	(61,014,889)	-4.1%	(2,384,586)
	A.1330.ROLL.	Other Tax Rolls Maintenance & Processing	123,233	125,817	2.1%	2,584	125,000	125,000	0.0%	0	(1,767)	817	146.2%	2,584
	A.1355.	Tax Assessment	15,000	15,000	0.0%	0	0	0	-	0	15,000	15,000	0.0%	0
	A.1362.	Tax Advertising & Expense	285,700	300,091	5.0%	14,391	340,000	315,000	-7.4%	(25,000)	(54,300)	(14,909)	72.5%	39,391
	A.1430.COEM.	Countywide Employee Expenses	83,507	99,160	18.7%	15,653	0	0	-	0	83,507	99,160	18.7%	15,653
	A.1955.	Payments in Lieu of Taxes	0	0	-	0	475,495	464,853	-2.2%	(10,642)	(475,495)	(464,853)	2.2%	10,642
	A.1985.	Municipal Sales Tax	37,454,925	39,012,883	4.2%	1,557,958	37,454,925	39,012,163	4.2%	1,557,238	0	720	-	720
	A.1990.	Contingent Account	887,037	0	-100.0%	(887,037)	0	0	-	0	887,037	0	-	(887,037)
	A.2490.	Community College Tuition	4,856,588	4,953,721	2.0%	97,133	0	0	-	0	4,856,588	4,953,721	2.0%	97,133
	A.3410.3411.	Fire Service Loan/Grant	0	0	-	0	7,449	16,906	127.0%	9,457	(7,449)	(16,906)	-127.0%	(9,457)
	A.9730.	Debt Service	3,521,334	3,536,398	0.4%	15,064	2,324,712	2,352,613	1.2%	27,901	1,196,622	1,183,785	-1.1%	(12,837)
	A.9950.	Transfer to Capital (A to H)	2,269,377	4,281,114	88.6%	2,011,737	762,322	1,963,264	157.5%	1,200,942	1,507,055	2,317,850	53.8%	810,795
		<b>MISCELLANEOUS</b>	<b>49,496,701</b>	<b>52,324,184</b>	<b>5.7%</b>	<b>2,827,483</b>	<b>100,120,206</b>	<b>105,264,688</b>	<b>5.1%</b>	<b>5,144,482</b>	<b>(50,623,505)</b>	<b>(52,940,504)</b>	<b>-4.6%</b>	<b>(2,316,999)</b>
		<b>A FUND SUBTOTAL</b>	<b>265,961,298</b>	<b>283,473,414</b>	<b>6.6%</b>	<b>17,512,116</b>	<b>208,604,211</b>	<b>222,467,471</b>	<b>6.6%</b>	<b>13,863,260</b>	<b>57,357,087</b>	<b>61,005,943</b>	<b>6.4%</b>	<b>3,648,856</b>
<b>TRANSFERS OUT</b>														
	A.9901.	Transfer to County Road Fund (A to D)	14,151,699	13,548,553	-4.3%	(603,146)	0	0	-	0	14,151,699	13,548,553	-4.3%	(603,146)
	A.9901.	Transfer to Road Machinery Fund (A to DM)	4,517,116	4,715,629	4.4%	198,513	0	0	-	0	4,517,116	4,715,629	4.4%	198,513
		<b>Subtotal Transfers Out</b>	<b>18,668,815</b>	<b>18,264,182</b>	<b>-2.2%</b>	<b>(\$404,633)</b>	<b>0</b>	<b>0</b>	<b>-</b>	<b>0</b>	<b>18,668,815</b>	<b>18,264,182</b>	<b>-2.2%</b>	<b>(404,633)</b>
		<b>NET A FUND TOTAL</b>	<b>\$ 284,630,113</b>	<b>\$ 301,737,596</b>	<b>6.0%</b>	<b>\$ 17,107,483</b>	<b>\$ 208,604,211</b>	<b>\$ 222,467,471</b>	<b>6.6%</b>	<b>\$ 13,863,260</b>	<b>\$ 76,025,902</b>	<b>\$ 79,270,125</b>	<b>4.3%</b>	<b>\$ 3,244,223</b>

2025 ADOPTED BUDGET  
 LOCAL SHARE SUMMARY  
 D - COUNTY ROAD FUND

DEPT ADOPTED ACCOUNT NUMBER	<u>APPROPRIATIONS</u>				<u>REVENUES</u>				<u>LOCAL SHARE</u>			
	2024 ADOPTED BUDGET	2025 ADOPTED BUDGET	YR to YR INC / (DEC) %	AMOUNT	2024 ADOPTED BUDGET	2025 ADOPTED BUDGET	YR to YR INC / (DEC) %	AMOUNT	2024 ADOPTED BUDGET	2025 ADOPTED BUDGET	YR to YR INC / (DEC) %	AMOUNT
25 D.5010. Public Facilities Administration	454,781	430,916	-5.2%	(23,865)	169,782	436,965	157.4%	267,183	284,999	(6,049)	-102.1%	(291,048)
D.5020. Engineering	765,318	789,013	3.1%	23,695	0		-	0	765,318	789,013	3.1%	23,695
D.5110. Maintenance of Roads	10,402,922	10,553,702	1.4%	150,780	0		-	0	10,402,922	10,553,702	1.4%	150,780
D.5110.3310. Pavement Marking	450,000	450,000	0.0%	0	0		-	0	450,000	450,000	0.0%	0
D.5142. Snow Removal: County Roads	2,233,460	1,792,092	-19.8%	(441,368)	235,000	180,205	-23.3%	(54,795)	1,998,460	1,611,887	-19.3%	(386,573)
SUBTOTALS (Maint, Marking, Snow Removal)	13,086,382	12,795,794	-2.2%	(290,588)	235,000	180,205	-23.3%	(54,795)	12,851,382	12,615,589	-1.8%	(235,793)
CAPITAL IMPROVEMENTS												
D.5112. Capital Improvements	0	0	-	0	0		-	0	0	0	-	0
D.5112.389. Funded Bridge Program	0	0	-	0	0		-	0	0	0	-	0
D.5112.390. County Bridge Program	1,472,502	1,487,502	1.0%	15,000	1,472,502	1,487,502	1.0%	15,000	0	0	-	0
D.5112.391. Highway Improvements	7,367,656	7,390,034	0.3%	22,378	6,617,656	6,640,034	0.3%	22,378	750,000	750,000	0.0%	0
D.5112.392. Complete Streets	0	0	-	0			-	0	0	0	-	0
D.5112.393. Funded Road Program	0	0	-	0			-	0	0	0	-	0
SUBTOTALS	8,840,158	8,877,536	0.4%	37,378	8,090,158	8,127,536	0.5%	37,378	750,000	750,000	0.0%	0
DPF	23,146,639	22,893,259	-1.1%	(253,380)	8,494,940	8,744,706	2.9%	249,766	\$14,651,699	\$14,148,553	-3.4%	(503,146)
<b>D FUND SUBTOTAL</b>	<b>23,146,639</b>	<b>22,893,259</b>	<b>-1.1%</b>	<b>(253,380)</b>	<b>8,494,940</b>	<b>8,744,706</b>	<b>2.9%</b>	<b>\$249,766</b>	<b>14,651,699</b>	<b>14,148,553</b>	<b>-3.4%</b>	<b>(503,146)</b>
TRANSFERS IN												
D.9901. Transfer to County Road Fund (A to D)	0	0	-	0	14,151,699	13,548,553	-4.3%	(603,146)	(14,151,699)	(13,548,553)	4.3%	603,146
Subtotal Transfers In	0	0	-	0	14,151,699	13,548,553	-4.3%	(603,146)	(14,151,699)	(13,548,553)	4.3%	603,146
TRANSFERS OUT												
D.9950. Transfer to Capital (D to H)	0	0	-	0	0	0	-	0	0	0	-	0
Subtotal Transfers Out	0	0	-	0	0	0	-	0	0	0	-	0
<b>NET D FUND TOTAL</b>	<b>\$ 23,146,639</b>	<b>\$ 22,893,259</b>	<b>-1.1%</b>	<b>-\$253,380</b>	<b>\$ 22,646,639</b>	<b>\$ 22,293,259</b>	<b>-1.6%</b>	<b>\$ (353,380)</b>	<b>\$500,000</b>	<b>\$600,000</b>	<b>20.0%</b>	<b>\$100,000</b>

2025 ADOPTED BUDGET  
 LOCAL SHARE SUMMARY  
 DM - ROAD MACHINERY FUND

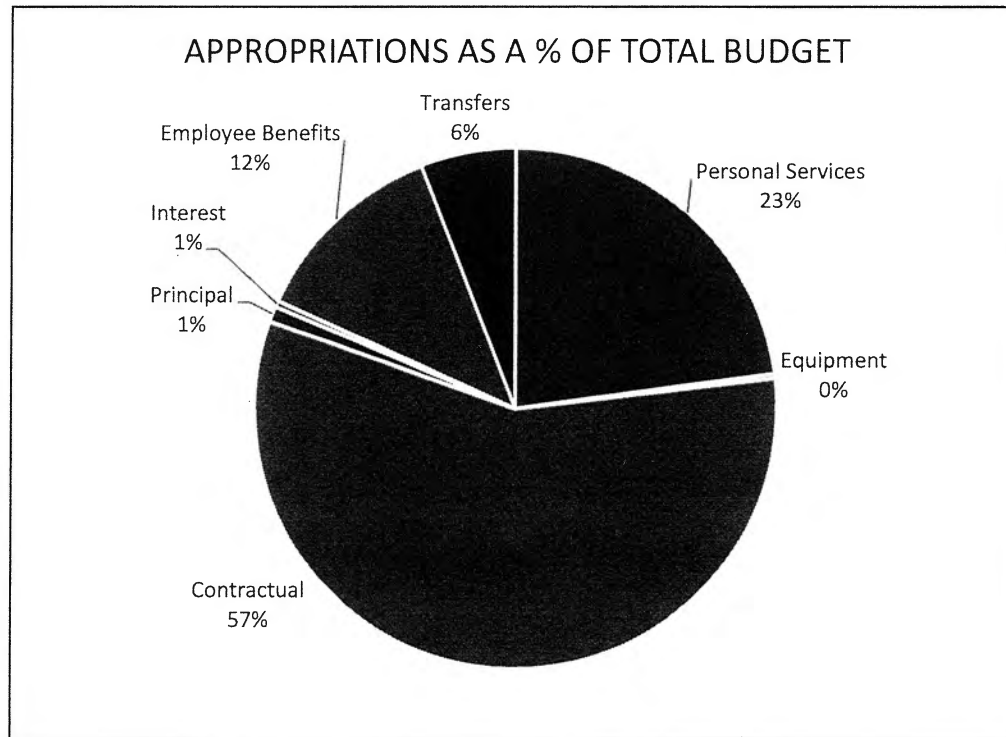
			<u>APPROPRIATIONS</u>				<u>REVENUES</u>				<u>LOCAL SHARE</u>			
<u>DEPT ADOPTED ACCOUNT NUMBER</u>			<u>2024</u>	<u>2025</u>	<u>YR to YR INC / (DEC)</u>		<u>2024</u>	<u>2025</u>	<u>YR to YR INC / (DEC)</u>		<u>2024</u>	<u>2025</u>	<u>YR to YR INC / (DEC)</u>	
			<u>ADOPTED</u>	<u>ADOPTED</u>	<u>%</u>	<u>AMOUNT</u>	<u>ADOPTED</u>	<u>ADOPTED</u>	<u>%</u>	<u>AMOUNT</u>	<u>ADOPTED</u>	<u>ADOPTED</u>	<u>%</u>	<u>AMOUNT</u>
			<u>BUDGET</u>	<u>BUDGET</u>			<u>BUDGET</u>	<u>BUDGET</u>			<u>BUDGET</u>	<u>BUDGET</u>		<u>AMOUNT</u>
25	DM.5130.	Road Machinery	4,762,674	4,899,159	2.9%	136,485	1,045,972	1,091,740	4.4%	45,768	3,716,702	3,807,419	2.4%	90,717
	DM.9730.	Debt Service	800,414	1,008,210	26.0%	207,796	0	-		0	800,414	1,008,210	26.0%	207,796
		<b>DPF</b>	<b>5,563,088</b>	<b>5,907,369</b>	<b>6.2%</b>	<b>344,281</b>	<b>1,045,972</b>	<b>1,091,740</b>	<b>4.4%</b>	<b>45,768</b>	<b>4,517,116</b>	<b>4,815,629</b>	<b>6.6%</b>	<b>298,513</b>
<b>DM FUND SUBTOTAL</b>			<b>5,563,088</b>	<b>5,907,369</b>	<b>6.2%</b>	<b>344,281</b>	<b>1,045,972</b>	<b>1,091,740</b>	<b>4.4%</b>	<b>45,768</b>	<b>4,517,116</b>	<b>4,815,629</b>	<b>6.6%</b>	<b>298,513</b>
<b>TRANSFERS IN</b>														
	DM.9901.	Transfer to Road Machinery Fund (A to DM)	0		-	0	4,517,116	4,715,629	4.4%	198,513	(4,517,116)	(4,715,629)	-4.4%	(198,513)
		<b>Subtotal Transfers In</b>	<b>0</b>	<b>0</b>		<b>0</b>	<b>4,517,116</b>	<b>4,715,629</b>	<b>4.4%</b>	<b>198,513</b>	<b>(4,517,116)</b>	<b>(4,715,629)</b>	<b>-4.4%</b>	<b>(198,513)</b>
<b>TRANSFERS OUT</b>														
	DM.9950.	Transfer to Capital (DM to H)	0		-	0	0	0	-	0	0	0	-	0
		<b>Subtotal Transfers Out</b>	<b>0</b>	<b>0</b>		<b>0</b>	<b>0</b>	<b>0</b>		<b>0</b>	<b>0</b>	<b>0</b>		<b>0</b>
<b>NET DM FUND TOTAL</b>			<b>\$ 5,563,088</b>	<b>\$ 5,907,369</b>	<b>6.2%</b>	<b>\$ 344,281</b>	<b>\$ 5,807,369</b>	<b>-</b>		<b>\$ 5,807,369</b>	<b>\$5,563,088</b>	<b>\$100,000</b>	<b>-98.2%</b>	<b>(\$5,463,088)</b>

2025 ADOPTED BUDGET  
LOCAL SHARE SUMMARY  
ALL OTHER FUNDS

			<i>APPROPRIATIONS</i>				<i>REVENUES</i>				<i>OPERATING (GAIN)/LOSS</i>			
FUND	DESCRIPTION	2024	2025	YR to YR INC / (DEC)		2024	2025	YR to YR INC / (DEC)		2024	2025	YR to YR INC / (DEC)		
		ADOPTED BUDGET	ADOPTED BUDGET	%	AMOUNT	ADOPTED BUDGET	ADOPTED BUDGET	%	AMOUNT	ADOPTED BUDGET	ADOPTED BUDGET	%	AMOUNT	
98	CS FUND Liability Insurance	1,419,894	1,640,593	15.5%	220,699	1,419,894	1,640,593	15.5%	220,699	0	0	-	0	
24	EE FUND Energy	1,001,740	1,002,418	0.1%	678	1,029,262	1,267,148	23.1%	237,886	(27,522)	(264,730)	-861.9%	(237,208)	
24	EL FUND Landfill	9,468,856	9,574,353	1.1%	105,497	8,502,043	8,956,838	5.3%	454,795	966,813	617,515	-36.1%	(349,298)	
28	ESN FUND North Chautauqua Lake Sewer District	1,290,909	1,256,790	-2.6%	(34,119)	1,298,952	1,188,686	-8.5%	(110,266)	(8,043)	68,104	946.7%	76,147	
30	ESP FUND Portland, Pomfret, Dunkirk Sewer District	445,882	407,367	-8.6%	(38,515)	388,539	394,784	1.6%	6,245	57,343	12,583	-78.1%	(44,760)	
37	ESS FUND South & Center Chautauqua Lake Sewer Distric	5,575,138	6,031,163	8.2%	456,025	3,304,821	3,337,411	1.0%	32,590	2,270,317	2,693,752	18.7%	423,435	
38	EW FUND North County Industrial District #1	343,433	383,300	11.6%	39,867	377,542	438,551	16.2%	61,009	(34,109)	(55,251)	-62.0%	(21,142)	
39	EWN FUND North Chautauqua County Water District	1,283,259	1,794,716	39.9%	511,457	1,190,400	1,543,500	29.7%	353,100	92,859	251,216	170.5%	158,357	
	H FUND Capital Projects	6,257,720	12,006,307	91.9%	5,748,587	16,062,961.00	7,725,193	-51.9%	(8,337,768)	(9,805,241)	4,281,114	143.7%	14,086,355	
96	M FUND Health Insurance	23,038,073	26,406,239	14.6%	3,368,166	23,038,445	26,406,302	14.6%	3,367,857	(372)	(63)	83.1%	309	
43	MS FUND Self Insurance (Workers' Compensation)	3,824,500	4,161,952	8.8%	337,452	3,824,500	4,161,952	8.8%	337,452	0	0	-	0	
<b>OTHER FUND SUBTOTAL</b>		<b>53,949,404</b>	<b>64,665,198</b>	<b>19.9%</b>	<b>10,715,794</b>	<b>60,437,359</b>	<b>57,060,958</b>	<b>-5.6%</b>	<b>(3,376,401)</b>	<b>(6,487,955)</b>	<b>7,604,240</b>	<b>217.2%</b>	<b>14,092,195</b>	
<b>TRANSFERS IN</b>														
	A to H	0	0	-	0	2,269,377	4,281,114	88.6%	2,011,737	(2,269,377)	(4,281,114)	-88.6%	(2,011,737)	
	__ to __	0	0	-	0	0	0	-	0	0	0	-	0	
	<b>Subtotal Transfers In</b>	<b>0</b>	<b>0</b>	<b>-</b>	<b>0</b>	<b>2,269,377</b>	<b>4,281,114</b>	<b>88.6%</b>	<b>2,011,737</b>	<b>(2,269,377)</b>	<b>(4,281,114)</b>	<b>-88.6%</b>	<b>(2,011,737)</b>	
<b>NET OTHER FUND TOTAL</b>		<b>\$53,949,404</b>	<b>\$64,665,198</b>	<b>19.9%</b>	<b>\$10,715,794</b>	<b>\$49,598,118</b>	<b>\$61,342,072</b>	<b>23.7%</b>	<b>\$11,743,954</b>	<b>\$4,351,286</b>	<b>\$3,323,126</b>	<b>-23.6%</b>	<b>(\$1,028,160)</b>	

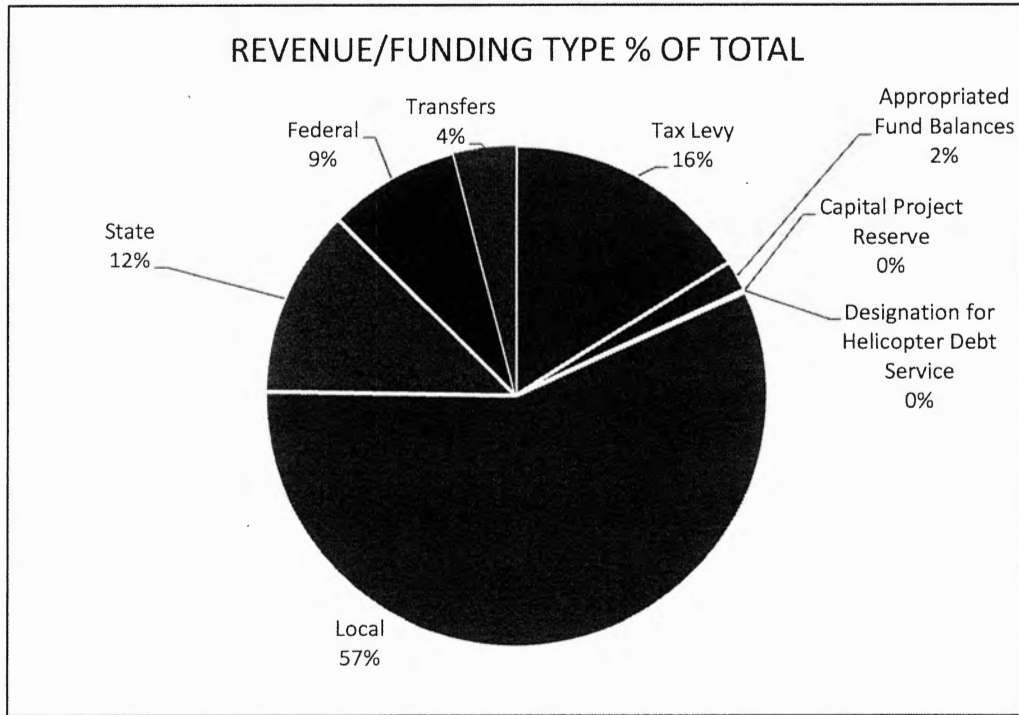
## APPROPRIATIONS BY ACCOUNT CLASS

ACCOUNT CLASS	AMOUNT	% OF TOTAL BUDGET
.1 Personal Services	\$ 87,566,776	22.85%
.2 Equipment	1,072,249	0.28%
.4 Contractual	219,739,391	57.34%
.6 Principal	3,702,815	0.97%
.7 Interest	1,440,589	0.38%
.8 Employee Benefits	47,129,999	12.30%
.9 Transfers	22,545,296	5.88%
<b>Total Appropriations \$ 383,197,115</b>		<b>100.00%</b>



## REVENUE BY FUNDING TYPE

REVENUE BY FUNDING TYPE	AMOUNT	% OF TOTAL BUDGET
Tax Levy	\$ 73,256,471	16.06%
Appropriated Fund Balances	9,095,785	1.99%
Capital Project Reserve	317,850	0.07%
Designation for Helicopter Debt Service	285,600	0.06%
Local	260,373,185	57.08%
State	55,562,033	12.18%
Federal	38,960,935	8.54%
Transfers	18,264,182	4.00%
<b>Total Revenue \$ 456,116,041</b>		<b>100.00%</b>



Equalized Total Assessed Value 14,505,620,595

Exemption Code	Exemption Name	Statutory Authority	Number of Exemptions	Total Equalized Value of Exemptions	Percent of Value Exempted
10110	O/S SPEC DIST - SEWER OR WATER	RPTL 410-a	58	35,656,083	0.25
10112	O/S SPEC DIST - SEWER OR WATER	RPTL 410-a	5	10,202,000	0.07
12100	NYS - GENERALLY	RPTL 404(1)	331	412,523,689	2.84
12200	NYS TEACHERS RETIREMENT SYSTEM	RPTL 404(3)	2	1,665,490	0.01
12350	PUBLIC AUTHORITY - STATE	RPTL 412	5	236,111,694	1.63
13100	CO - GENERALLY	RPTL 406(1)	186	48,353,317	0.33
13350	CITY - GENERALLY	RPTL 406(1)	332	190,210,771	1.31
13430	CITY O/S LIMITS - SPECIFIED USES	RPTL 406(2)	1	576,489	0.00
13432	CITY O/S LIMITS - SPECIFIED USES	RPTL 406(2)	3	186,707	0.00
13440	CITY O/S LIMITS - SEWER OR WATER	RPTL 406(3)	15	6,517,468	0.04
13442	CITY O/S LIMITS - SEWER OR WATER	RPTL 406(3)	13	1,230,196	0.01
13450	CITY O/S LIMITS - AVIATION	RPTL 406(7)	341	19,292,129	0.13
13500	TOWN - GENERALLY	RPTL 406(1)	378	58,801,808	0.41
13510	TOWN - CEMETERY LAND	RPTL 446	44	1,422,398	0.01
13650	VG - GENERALLY	RPTL 406(1)	388	63,535,300	0.44
13660	VG - CEMETERY LAND	RPTL 446	10	1,201,419	0.01
13670	VG - NOT EX BY RPTL 406(1)	GEN MUNY L 411	17	1,186,558	0.01
13730	VG O/S LIMITS - SPECIFIED USES	RPTL 406(2)	1	628,846	0.00
13732	VG O/S LIMITS - SPECIFIED USES	RPTL 406(2)	2	23,846	0.00
13740	VG O/S LIMITS - SEWER OR WATER	RPTL 406(3)	9	1,318,522	0.01
13741	VG O/S LIMITS - SEWER OR WATER	RPTL 406(3)	2	529,245	0.00
13742	VG O/S LIMITS - SEWER OR WATER	RPTL 406(3)	6	112,308	0.00
13800	SCHOOL DISTRICT	RPTL 408	150	384,026,626	2.65
13850	BOCES	RPTL 408	6	27,562,458	0.19
13870	SPEC DIST USED FOR PURPOSE ESTAB	RPTL 410	18	13,108,106	0.09
13890	PUBLIC AUTHORITY - LOCAL	RPTL 412	15	7,764,039	0.05
13970	REGIONAL OTB CORPORATION	RACING L 513	1	400,000	0.00
14100	USA - GENERALLY	RPTL 400(1)	1	280,992	0.00
14110	USA - SPECIFIED USES	STATE L 54	10	32,721,050	0.23
18020	MUNICIPAL INDUSTRIAL DEV AGENCY	RPTL 412-a	234	635,209,700	4.38
18040	URBAN REN: OWNER-MUNICIPALITY	GEN MUNY 506	13	109,400	0.00
18060	URBAN REN: OWNER-MUN U R AGENCY	GEN MUNY 555 & 560	35	10,025,333	0.07
18080	MUN HSNG AUTH-FEDERAL/MUN AIDED	PUB HSNG L 52(3)&(5)	11	9,532,824	0.07



Equalized Total Assessed Value 14,505,620,595

Exemption Code	Exemption Name	Statutory Authority	Number of Exemptions	Total Equalized Value of Exemptions	Percent of Value Exempted
21100	IN TRUST BY CLERGY FOR CHURCH	RPTL 436	3	85,442	0.00
21600	RES OF CLERGY - RELIG CORP OWNER	RPTL 462	36	6,535,272	0.05
25110	NONPROF CORP - RELIG(CONST PROT)	RPTL 420-a	600	240,646,272	1.66
25120	NONPROF CORP - EDUCL(CONST PROT)	RPTL 420-a	39	100,885,967	0.70
25130	NONPROF CORP - CHAR (CONST PROT)	RPTL 420-a	111	39,834,073	0.27
25210	NONPROF CORP - HOSPITAL	RPTL 420-a	33	12,382,775	0.09
25230	NONPROF CORP - MORAL/MENTAL IMP	RPTL 420-a	77	33,323,972	0.23
25300	NONPROF CORP - SPECIFIED USES	RPTL 420-b	448	257,833,110	1.78
25600	NONPROFIT HEALTH MAINTENANCE ORG	RPTL 486-a	26	100,054,716	0.69
25900	SYSTEM CODE	STATUTORY AUTH NOT DEFINED	155	4,109,577	0.03
26050	AGRICULTURAL SOCIETY	RPTL 450	10	2,404,865	0.02
26100	VETERANS ORGANIZATION	RPTL 452	47	9,669,904	0.07
26250	HISTORICAL SOCIETY	RPTL 444	4	2,260,000	0.02
26300	INTERDENOMINATIONAL CENTER	RPTL 430	7	885,383	0.01
26400	INC VOLUNTEER FIRE CO OR DEPT	RPTL 464(2)	125	17,171,646	0.12
27200	RAILROAD - WHOLLY EXEMPT	RPTL 489-d&dd	6	848,459	0.01
27350	PRIVATELY OWNED CEMETERY LAND	RPTL 446	123	11,251,369	0.08
28110	NOT-FOR-PROFIT HOUSING COMPANY	RPTL 422	16	767,600	0.01
28520	NOT-FOR-PROFIT NURSING HOME CO	RPTL 422	8	12,829,435	0.09
28540	NOT-FOR-PROFIT HOUS CO - HOSTELS	RPTL 422	8	1,433,239	0.01
29700	PROP WITHDRAWN FROM FORECLOSURE	RPTL 1138	3	306,481	0.00
30300	SOLAR OR WIND ENERGY SYSTEM	RPTL 487	4	587,623	0.00
32252	NYS OWNED REFORESTATION LAND	RPTL 534	123	35,101,044	0.24
32255	NYS OWNED REFORESTATION LAND	RPTL 534	4	0	0.00
32301	NYS LAND TAXABLE FOR SCHOOL ONLY	RPTL 536	10	5,273	0.00
33302	COUNTY OWNED REFORESTED LAND	RPTL 406(6)	7	663,503	0.00
41101	VETS EX BASED ON ELIGIBLE FUNDS	RPTL 458(1)	122	2,122,274	0.01
41102	VETS EX BASED ON ELIGIBLE FUNDS	RPTL 458(1)	56	367,294	0.00
41111	VET PRO RATA: FULL VALUE ASSMT	RPTL 458(5)	5	412,387	0.00
41120	ALT VET EX-WAR PERIOD-NON-COMBAT	RPTL 458-a	120	1,461,163	0.01
41121	ALT VET EX-WAR PERIOD-NON-COMBAT	RPTL 458-a	676	6,854,648	0.05
41122	ALT VET EX-WAR PERIOD-NON-COMBAT	RPTL 458-a	1,109	12,943,796	0.09
41125	ALT VET EX-WAR PERIOD-NON-COMBAT	RPTL 458-a	274	3,440,394	0.02

Equalized Total Assessed Value 14,505,620,595

Exemption Code	Exemption Name	Statutory Authority	Number of Exemptions	Total Equalized Value of Exemptions	Percent of Value Exempted
41130	ALT VET EX-WAR PERIOD-COMBAT	RPTL 458-a	138	2,812,328	0.02
41131	ALT VET EX-WAR PERIOD-COMBAT	RPTL 458-a	510	9,305,751	0.06
41132	ALT VET EX-WAR PERIOD-COMBAT	RPTL 458-a	946	18,270,527	0.13
41135	ALT VET EX-WAR PERIOD-COMBAT	RPTL 458-a	162	3,361,656	0.02
41140	ALT VET EX-WAR PERIOD-DISABILITY	RPTL 458-a	65	2,250,848	0.02
41141	ALT VET EX-WAR PERIOD-DISABILITY	RPTL 458-a	378	11,817,101	0.08
41142	ALT VET EX-WAR PERIOD-DISABILITY	RPTL 458-a	554	16,549,311	0.11
41145	ALT VET EX-WAR PERIOD-DISABILITY	RPTL 458-a	108	3,766,770	0.03
41150	COLD WAR VETERANS (10%)	RPTL 458-b	1	8,000	0.00
41151	COLD WAR VETERANS (10%)	RPTL 458-b	1	6,000	0.00
41152	COLD WAR VETERANS (10%)	RPTL 458-b	1	5,300	0.00
41160	COLD WAR VETERANS (15%)	RPTL 458-b	1	12,000	0.00
41161	COLD WAR VETERANS (15%)	RPTL 458-b	104	1,370,080	0.01
41162	COLD WAR VETERANS (15%)	RPTL 458-b	150	1,756,881	0.01
41170	COLD WAR VETERANS (DISABLED)	RPTL 458-b	2	50,875	0.00
41171	COLD WAR VETERANS (DISABLED)	RPTL 458-b	14	562,378	0.00
41172	COLD WAR VETERANS (DISABLED)	RPTL 458-b	20	655,552	0.00
41175	COLD WAR VETERANS (DISABLED)	RPTL 458-b	1	25,588	0.00
41200	SUBSCRIPTION VETS	RPTL 458(2)	2	7,400	0.00
41300	PARAPLEGIC VETS	RPTL 458(3)	3	537,336	0.00
41400	CLERGY	RPTL 460	50	150,899	0.00
41630	VOL/FIRE/AMB	RPTL 466-a	85	1,914,070	0.01
41631	VOL/FIRE/AMB	RPTL 466-a	71	1,086,788	0.01
41700	AGRICULTURAL BUILDING	RPTL 483	267	19,754,230	0.14
41720	AGRICULTURAL DISTRICT	AG-MKTS L 305	3,372	175,686,866	1.21
41730	AGRIC LAND-INDIV NOT IN AG DIST	AG MKTS L 306	660	22,320,848	0.15
41750	AG LAND ELIGIBLE FOR AG ASSMT	AG-MKTS 305(7)	10	192,077	0.00
41800	PERSONS AGE 65 OR OVER	RPTL 467	378	16,653,193	0.11
41801	PERSONS AGE 65 OR OVER	RPTL 467	149	7,818,256	0.05
41802	PERSONS AGE 65 OR OVER	RPTL 467	141	7,701,265	0.05
41805	PERSONS AGE 65 OR OVER	RPTL 467	23	1,580,602	0.01
41902	PHYSICALLY DISABLED	RPTL 459	2	135,459	0.00
41930	DISABILITIES AND LIMITED INCOMES	RPTL 459-c	3	154,904	0.00

Equalized Total Assessed Value 14,505,620,595

Exemption Code	Exemption Name	Statutory Authority	Number of Exemptions	Total Equalized Value of Exemptions	Percent of Value Exempted
41932	DISABILITIES AND LIMITED INCOMES	RPTL 459-c	74	3,281,639	0.02
42100	SILOS, MANURE STORAGE TANKS,	RPTL 483-a	248	3,080,350	0.02
42120	TEMPORARY GREENHOUSES	RPTL 483-c	29	1,359,425	0.01
42140	Anaerobic Digestion Facilities	RPTL 483-e	1	14,380,165	0.10
44211	HOME IMPROVEMENTS	RPTL 421-f	1	12,000	0.00
44212	HOME IMPROVEMENTS	RPTL 421-f	31	1,400,252	0.01
46450	INC ASSN OF VOLUNTEER FIREMEN	RPTL 464(1)	16	83,462	0.00
47100	Mass Telecomm Ceiling	RPTL S499-qqqq	11	641,085	0.00
47200	RAILROAD - PARTIALLY EXEMPT	RPTL 489-d&dd	9	35,880,110	0.25
47450	FOREST/REF LAND - FISHER ACT	RPTL 480	2	59,397	0.00
47460	FOREST LAND CERTD AFTER 8/74	RPTL 480-a	42	2,991,135	0.02
47610	BUSINESS INVESTMENT PROPERTY POST 8/5	RPTL 485-b	138	13,985,665	0.10
47612	BUSINESS INVESTMENT PROPERTY POST 8/5	RPTL 485-b	2	340,419	0.00
47900	FAIR POLLUTION CONTROL FACILITY	RPTL 477-a	1	2,724,496	0.02
48660	HOUSING DEVELOPMENT FUND CO	P H F I L 577,654-a	3	2,713,333	0.02
48670	REDEVELOPMENT HOUSING CO	P H F I L 125 & 127	3	341,867	0.00
49500	SOLAR OR WIND ENERGY SYSTEM	RPTL 487	1	58,846	0.00
50000	SYSTEM CODE	STATUTORY AUTH NOT DEFINED	244	33,572,646	0.23
50002	SYSTEM CODE	STATUTORY AUTH NOT DEFINED	1	0	0.00
<b>Total Exemptions Exclusive of System Exemptions:</b>			<b>16,022</b>	<b>3,543,120,552</b>	<b>24.43</b>
<b>Total System Exemptions:</b>			<b>245</b>	<b>33,572,646</b>	<b>0.23</b>
<b>Totals:</b>			<b>16,267</b>	<b>3,576,693,198</b>	<b>24.66</b>

Values have been equalized using the Uniform Percentage of Value. The Exempt amounts do not take into consideration, payments in lieu of taxes or other payments for municipal services.

Amount, if any, attributable to payments in lieu of taxes: \_\_\_\_\_

EXHIBIT A-1

**CHAUTAUQUA COUNTY  
SUMMARY OF 2025 BUDGET BY OPERATING FUNDS**

	TOTAL	GENERAL FUND "A"	COUNTY RD & CONSTRUCTION FUND "D"	ROAD MACHINERY FUND "DM"
	<u>                    </u>	<u>                    </u>	<u>                    </u>	<u>                    </u>
TOTAL APPROPRIATIONS	\$ 330,538,224	\$ 301,737,596	\$ 22,893,259	\$ 5,907,369
<i>LESS:</i>				
Estimated Revenues Other Than Real Property Taxes	\$ 250,568,099	\$ 222,467,471	\$ 22,293,259	\$ 5,807,369
Appropriated Fund Balances	<u>6,713,654</u>	<u>6,013,654</u>	<u>600,000</u>	<u>100,000</u>
Balance of Appropriations to be Raised by Real Property Tax Levy	<u>\$ 73,256,471</u>	<u>\$ 73,256,471</u>	<u>\$ -</u>	<u>\$ -</u>
 <b>REAL PROPERTY TAX LEVY</b>	 <b>\$ 73,256,471</b>			
<i>LESS:</i>				
Towns' Share of Sales Taxes Applied to Reduce County Property Taxes	<u>50,000</u>			
 NET REAL PROPERTY TAX LEVY	 <u>\$ 73,206,471</u>			

## EXHIBIT A-2

### CHAUTAUQUA COUNTY SUMMARY OF 2025 BUDGET BY OTHER FUNDS

**ENTERPRISE FUNDS**

SEWER DISTRICTS FUND "ES_"	WATER DISTRICTS FUND "EW_"	ENVIRONMENT FUND "EL"	ENERGY FUND "EE"	SELF INSURANCE FUND "MS"	CAPITAL PROJECTS FUND "H"	LIABILITY FUND "CS"	HEALTH INSURANCE FUND "M"
----------------------------------	----------------------------------	--------------------------	---------------------	--------------------------------	---------------------------------	------------------------	---------------------------------

TOTAL APPROPRIATIONS	\$ 7,695,320	\$ 2,178,016	\$ 9,574,353	\$ 1,002,418	\$ 4,161,952	\$ 12,006,307	\$ 1,640,593	\$ 26,406,239
----------------------	--------------	--------------	--------------	--------------	--------------	---------------	--------------	---------------

*LESS:*

Estimated Revenues	\$ 4,920,881	\$ 1,982,051	\$ 8,956,838	\$ 1,267,148	\$ 4,161,952	\$ 12,006,307	\$ 1,640,593	\$ 26,406,302
Appropriated Fund Balance	2,774,439	195,965	617,515	(264,730)	-	-	-	(63)

EXCESS REVENUES	\$ -	\$ -	\$ -	\$ -	\$ -	\$ -	\$ -	\$ -
-----------------	------	------	------	------	------	------	------	------

EXHIBIT B-1

**CHAUTAUQUA COUNTY  
SUMMARY OF 2025 BUDGET BY OPERATING FUNDS & FUNCTIONS**

	TOTAL	GENERAL FUND "A"	COUNTY RD & CONSTRUCTION FUND "D"	ROAD MACHINERY FUND "DM"
<b><u>APPROPRIATIONS</u></b>				
General Government Support	\$ 74,932,250	\$ 74,932,250	\$ -	\$ -
Education	14,156,591	14,156,591	-	-
Public Safety	41,063,084	41,063,084	-	-
Health	35,579,896	35,579,896	-	-
Transportation	33,649,166	5,856,748	22,893,259	4,899,159
Economic Assistance & Opportunity	101,289,286	101,289,286	-	-
Culture & Recreation	840,907	840,907	-	-
Home & Community Services	1,937,140	1,937,140	-	-
Undistributed	27,089,904	26,081,694	-	1,008,210
<b>Total Appropriations</b>	<b>\$ 330,538,224</b>	<b>\$ 301,737,596</b>	<b>\$ 22,893,259</b>	<b>\$ 5,907,369</b>
<b><u>REVENUES</u></b>				
Real Property Tax Items	\$ -	\$ -	\$ -	\$ -
Non Property Tax Items	100,013,005	99,213,005	800,000	-
Other Real Property Tax Items	3,164,853	3,164,853	-	-
Departmental Income	23,128,510	23,128,490	20	-
Shared Services	5,844,464	5,384,442	-	460,022
Use of Money & Property	2,915,692	2,380,276	436,945	98,471
Licenses & Permits	95,000	30,000	65,000	-
Fines & Forfeitures	100,500	100,500	-	-
Sales of Property & Compensation	159,700	154,700	-	5,000
Miscellaneous	2,114,088	1,422,136	180,205	511,747
Interfund Revenues	245,137	228,637	-	16,500
New York State Aid	55,562,033	48,299,497	7,262,536	-
Federal Aid	38,960,935	38,960,935	-	-
Interfund Transfers	18,264,182	-	13,548,553	4,715,629
<b>Total Revenues</b>	<b>\$ 250,568,099</b>	<b>\$ 222,467,471</b>	<b>\$ 22,293,259</b>	<b>\$ 5,807,369</b>
Appropriated Fund Balance	\$ 5,772,659	\$ 5,072,659	\$ 600,000	\$ 100,000
Reserve for Capital Projects	\$ 317,850	317,850	-	-
Reserve for Occupancy Tax (Tourism 3%)	\$ 337,545	337,545	-	-
Designation for Helicopter Debt Service	285,600	285,600	-	-
	<b>\$ 6,713,654</b>	<b>\$ 6,013,654</b>	<b>\$ 600,000</b>	<b>\$ 100,000</b>
<b>Total Revenue &amp; Fund Balance</b>	<b>\$ 257,281,753</b>	<b>\$ 228,481,125</b>	<b>\$ 22,893,259</b>	<b>\$ 5,907,369</b>
<b>TOTAL REAL PROPERTY TAX LEVY</b>	<b>\$ 73,256,471</b>	<b>\$ 73,256,471</b>		

EXHIBIT B-2

**CHAUTAUQUA COUNTY  
SUMMARY OF 2025 BUDGET BY OTHER FUNDS & FUNCTIONS**

**ENTERPRISE FUNDS**

	SEWER DISTRICTS FUND "ES_"	WATER DISTRICTS FUND "EW_"	ENVIRONMENT FUND "EL"	ENERGY FUND "EE"	SELF INSURANCE FUND "MS"	CAPITAL PROJECTS FUND "H"	LIABILITY FUND "CS"	HEALTH INSURANCE FUND "M"
<b>APPROPRIATIONS</b>								
General Government Support	\$ -	\$ -	\$ -	\$ -	\$ 4,161,952	\$ 514,165	\$ 1,640,593	\$ 22,106,501
Education	-	-	-	-	-	437,000	-	-
Public Safety	-	-	-	-	-	490,369	-	-
Health	-	-	-	-	-	-	-	-
Transportation	-	-	-	-	-	10,077,333	-	-
Economic Assistance & Opportunity	-	-	-	-	-	-	-	-
Culture & Recreation	-	-	-	-	-	37,440	-	-
Home & Community Services	7,387,916	2,124,758	9,385,480	703,157	-	450,000	-	-
Undistributed	307,404	53,258	188,873	299,261	-	-	-	4,299,738
<b>TOTAL APPROPRIATIONS</b>	<b>\$ 7,695,320</b>	<b>\$ 2,178,016</b>	<b>\$ 9,574,353</b>	<b>\$ 1,002,418</b>	<b>\$ 4,161,952</b>	<b>\$ 12,006,307</b>	<b>\$ 1,640,593</b>	<b>\$ 26,406,239</b>
<b>REVENUES</b>								
Departmental Income	\$ 4,685,199	\$ 1,967,500	\$ 5,980,000	\$ -	\$ -	\$ 1,963,264	\$ -	\$ 22,223,411
Shared Services	95,880	-	1,964,600	-	-	-	-	-
Use of Money & Property	107,302	14,551	899,238	1,267,148	369,469	7,226,730	33,002	-
Sales of Property & Compensation	32,000	-	105,000	-	-	23,940	-	2,929,440
Miscellaneous	500	-	8,000	-	3,792,483	-	1,607,591	1,253,451
New York State Aid	-	-	-	-	-	52,725	-	-
Federal Aid	-	-	-	-	-	421,798	-	-
Interfund Transfers	-	-	-	-	-	-	-	-
Use of Reserves/General Fund Balance	-	-	-	-	-	\$ 2,317,850	-	-
<b>TOTAL REVENUES</b>	<b>\$ 4,920,881</b>	<b>\$ 1,982,051</b>	<b>\$ 8,956,838</b>	<b>\$ 1,267,148</b>	<b>\$ 4,161,952</b>	<b>\$ 12,006,307</b>	<b>\$ 1,640,593</b>	<b>\$ 26,406,302</b>
<b>APPROPRIATED FUND BALANCE</b>	<b>\$ 2,774,439</b>	<b>\$ 195,965</b>	<b>\$ 617,515</b>	<b>\$ (264,730)</b>	<b>\$ -</b>	<b>\$ -</b>	<b>\$ -</b>	<b>\$ (63)</b>
<b>TOTAL REVENUE &amp; FUND BALANCE</b>	<b>\$ 7,695,320</b>	<b>\$ 2,178,016</b>	<b>\$ 9,574,353</b>	<b>\$ 1,002,418</b>	<b>\$ 4,161,952</b>	<b>\$ 12,006,307</b>	<b>\$ 1,640,593</b>	<b>\$ 26,406,239</b>

EXHIBIT B-3

2025 OCCUPANCY TAX	2024 Adopted	2025 Tentative	Use of Reserves	Total Allocated
<b>Total Budgeted Receipts</b>	<b>\$ 2,236,434</b>	<b>\$ 2,282,870</b>		
<b>Occupancy Tax Distribution - Administration (max 10% of receipts)</b>				
<b>Collection, Enforcement &amp; Administration</b>				
<i>Appro Acct: A.1310.Wages &amp; Benefits, Revenue Acct: A.1310.R122.0000</i> CC Finance Department	\$ 80,000	\$ 80,000		
<i>Appro Acct: A.1420.Wages &amp; Benefits, Revenue Acct: A.1420.R122.0000</i> CC Law Department	\$ 12,000	\$ 12,000		
<b>Program Administration</b>				
<i>Appro Acct: A.6420.Wages &amp; Benefits, Revenue Acct: A.6420.R122.0000</i> Tourism Coordinator	\$ 30,000	\$ 30,000		
<i>Appro Acct: A.8020.WTRS (Wages, Benefits, Contractual, Shared Services)</i> Watershed Coordinator	\$ 101,643	\$ 106,400		
<b>Subtotal Administration</b>	<b>\$ 223,643</b>	<b>\$ 228,400</b>	<b>\$ -</b>	<b>\$ 228,400</b>
<i>check totals-hide this row when printing for budget books</i>	\$ (0)	\$ 0		
<i>% of Total Receipts</i>	10.0%	10.0%		
<b>Total Budgeted Receipts Less Administration</b>	<b>\$ 2,012,791</b>	<b>\$ 2,054,470</b>		
<b>Occupancy Tax Distribution - Base 3% (Tourism &amp; Convention)</b>				
	<b>\$ 1,207,674</b>	<b>\$ 1,232,682</b>		
<b>Allocation to County's tourism agency (CCVB), at least 50% of Tourism and Convention Fund)</b>				
<i>Appro Acct: A.6420.TOUR.4590.CCVB, Revenue Acct: A.6420.TOUR.R111.3000</i> CCVB Main Marketing/Publicity Contract	\$ 603,837	\$ 616,341	\$ 65,000	\$ 681,341
<i>% of Tourism and Convention Fund</i>	50.0%	50.0%		
<b>Tourism Business &amp; Destination Development &amp; Promotion</b>				
<i>Appro Acct: A6420.TOUR.4590.0000, Revenue Acct: A.6420.TOUR.R111.3000</i> County of Chautauqua Industrial Development Agency	\$ 80,000	\$ 80,000		
Cornell Cooperative Extension	\$ -	\$ -		
Soil & Water	\$ -	\$ -		
<b>Subtotal Business &amp; Destination Development &amp; Promotion</b>	<b>\$ 80,000</b>	<b>\$ 80,000</b>		
<i>% of Tourism and Convention Fund</i>	6.6%	6.5%		
<b>Parks &amp; Trails</b>				
<i>Appro Acct: A.7110.Wages &amp; Benefits, Revenue Acct: A.7110.R111.3000</i> CC Department of Public Facilities	\$ 150,000	\$ 150,000		
<i>% of Tourism and Convention Fund</i>	12.4%	12.2%		
<b>Non-County Maintained Trail Establishment and Development</b>				
<i>Appro Acct: A.6420.TOUR.4590.TRAL, Revenue Acct: A.6420.TOUR.R111.3000</i> Greenway Development & Marketing	\$ 35,000	\$ 35,000		
Snowmobile Trail Maintenance	\$ 20,000	\$ 20,000		
<b>Subtotal Trail Maintenance</b>	<b>\$ 55,000</b>	<b>\$ 55,000</b>		
<i>% of Tourism and Convention Fund</i>	4.6%	4.5%		



EXHIBIT B-3

2025 OCCUPANCY TAX	2024 Adopted	2025 Tentative	Use of Reserves	Total Allocated
<b>Arts &amp; Culture</b>				
<i>Appro Acct: A.6420.TOUR.4590.ARTS, Revenue Acct: A.6420.TOUR.R111.3000</i>				
Fenton Historical Center	\$ 10,000	\$ 12,000		
Historical Society of Dunkirk	\$ 3,000	\$ 5,000		
United Arts Appeal	\$ 27,500	\$ 35,000		
CC Historical Society	\$ 6,500	\$ 7,500		
<i>Appro Acct: A.1230.Wages &amp; Benefits, Revenue Acct: A.1230.R111.3000</i>				
County Historian	\$ 15,000	\$ 15,000		
Subtotal Arts & Culture	\$ 62,000	\$ 74,500		
<i>% of Tourism and Convention Fund</i>	5.1%	6.0%		
<b>Development of Attractions &amp; Events</b>				
<i>Appro Acct: A.6420.TOUR.4590.EVTS, Revenue Acct: A.6420.TOUR.R111.3000</i>				
National Comedy Center	\$ 52,000	\$ 52,000	\$ 260,000	\$ 312,000
Grape Discovery Center	\$ -	\$ -		
Gran Fondo	\$ 5,000	\$ 5,000		
Special Event Fund	\$ 25,000	\$ 25,000		
CCPEG Placemaking Projects	\$ 50,000	\$ 50,000		
Small Conference and Group Marketing Promotion		\$ 12,455	\$ 12,545	\$ 25,000
AGC Craft Beverage Festival	\$ -	\$ 2,500		
Annual Competative Application Cycle	\$ 124,837	\$ 109,886		
Subtotal Attractions & Events	\$ 256,837	\$ 256,841		
<i>% of Tourism and Convention Fund</i>	21.3%	20.8%		
<b>Tourism and Convention Fund</b>	<b>\$ 1,207,674</b>	<b>\$ 1,232,682</b>	<b>\$ 337,545</b>	<b>\$ 1,570,227</b>

<b>Occupancy Tax Distribution - Additional 2% (Lake Mgt. &amp; Enhancement)</b>		<b>\$ 805,116</b>	<b>\$ 821,788</b>		
<b>Allocation for activities to control, treat, remove... or shoreline cleanup, 50% of Lake Mgmt and Enhancement Fund)</b>					
<i>Appro Acct: A.8020.WTRS.4</i>					
Lake Gauge & Telephone	\$ 12,114	\$ 13,325			
NEXUS Contract	\$ 15,000	\$ 20,000			
Outside Contracts (via application) In-Lake	\$ 250,000	\$ 170,000			
Subtotal Enhancement & Protection	\$ 277,114	\$ 203,325			
<i>Appro Acct: A8020.WTRS.4591.WMA</i>					
Watershed Maintenance	\$ 150,000	\$ -			
In-Lake Maintenance includes County membership	\$ 150,000	\$ 150,000			
Subtotal Management Alliance	\$ 300,000	\$ 150,000			
<i>Appro Acct: A.8020.WTRS.4591.SWCD</i>					
Technical Services - CC Soil & Water Conservation District	\$ -	\$ 43,000			

EXHIBIT B-3

2025 OCCUPANCY TAX	2024 Adopted	2025 Tentative	Use of Reserves	Total Allocated
<i>Appro Acct: A.8020.WTRS.4</i>				
Findley Lake	\$ 10,000	\$ 10,000		
Cassadaga Lake	\$ 6,000	\$ 6,000		
Bear Lake	\$ 3,000	\$ 3,000		
Lake Erie Management Commission (in lake activities)	\$ 40,000	\$ -		
Subtotal Maintenance of Waterways, Harvesting, and Shoreline Cleanup	\$ 59,000	\$ 19,000		
<b>Subtotal In-Lake Activities and shoreline cleanup</b>	<b>\$ 636,114</b>	<b>\$ 415,325</b>		
<i>% of Lake Management and Enhancement Fund</i>	<i>79.0%</i>	<i>50.5%</i>		
<b>Chautauqua Watershed Conservancy</b>				
<i>Appro Acct: A8020.WTRS.4591.CWCI</i>				
Technical Services/ Grant Writing	\$ -	\$ -		
Lake and Watershed Education	\$ 10,000	\$ 10,000		
Subtotal Watershed Conservancy	\$ 10,000	\$ 10,000		
<i>% of Lake Management and Enhancement Fund</i>	<i>1.2%</i>	<i>1.2%</i>		
<b>CC Soil &amp; Water Conservation District</b>				
<i>Appro Acct: A.8020.WTRS.4591.SWCD</i>				
Technical Services	\$ 86,000	\$ 43,000		
<i>% of Lake Management and Enhancement Fund</i>	<i>10.7%</i>	<i>5.2%</i>		
<b>Enhancement &amp; Protection</b>				
<i>Appro Acct: A.8020.WTRS.4</i>				
Lake Erie Management Commission (watershed activities)	\$ -	\$ 45,000		
Outside Contracts (via application) watershed	\$ 73,002	\$ 158,463	\$ -	\$ 158,463
<i>Appro Acct: A8020.WTRS.4591.WMA</i>				
Watershed Maintenance	\$ -	\$ 150,000		
Subtotal Enhancement & Protection	\$ 73,002	\$ 353,463		
<i>% of Lake Management and Enhancement Fund</i>	<i>9.1%</i>	<i>43.0%</i>		
<b>Lake Management and Enhancement Fund</b>	<b>\$ 805,116</b>	<b>\$ 821,788</b>	<b>\$ -</b>	<b>\$ 821,788</b>
<b>Grand Total</b>	<b>\$ 2,236,433</b>	<b>\$ 2,282,870</b>	<b>\$ 337,545</b>	<b>\$ 2,620,415</b>





**EXHIBIT C  
CHAUTAUQUA COUNTY  
CAPITAL PROJECTS STATUS - GENERAL**

Unexpended Balances of Appropriations  
for Capital Projects as of September 30, 2024

		APPROPRIATION		APPROPRIATION		ENCUMBRANCES	BALANCE
		ORIGINAL	TRANSFERS	MODIFIED			
		BUDGET	IN/OUT	BUDGET	& EXPENDITURES		
<b>01 - LEGISLATIVE BOARD</b>							
H.1010.01001	Legislative Chambers A/V Update	\$ 25,500	\$ -	\$ 25,500	\$ 21,458	\$ 4,042	
		\$ 25,500	\$ -	\$ 25,500	\$ 21,458	\$ 4,042	
<b>03 - DISTRICT ATTORNEY</b>							
H.1165.03001	District Attorney Office Exp	\$ 70,000	\$ 54,708	\$ 124,708	\$ 124,708	\$ 0	
		\$ 70,000	\$ 54,708	\$ 124,708	\$ 124,708	\$ 0	
<b>06 - SHERIFF</b>							
H.3110.06004	Server & Storage Replacements	\$ 61,363	\$ 360,044	\$ 421,407	\$ 422,493	\$ (1,086)	
H.3110.06016	911 Dispatch CAD Enhancement Software	\$ 53,160	\$ -	\$ 53,160	\$ 53,160	\$ -	
H.3110.06017	Radio Tower Lighting	\$ 26,260	\$ -	\$ 26,260	\$ -	\$ 26,260	
H.3110.06024	Sheriff's Office Switch Refresh	\$ 180,000	\$ -	\$ 180,000	\$ 116,909	\$ 63,091	
H.3110.06026	Application Server Replacement & AVL Upgrade	\$ 110,000	\$ -	\$ 110,000	\$ 2,351	\$ 107,649	
H.3150.06023	Jail Washing Machines	\$ 30,000	\$ -	\$ 30,000	\$ 22,891	\$ 7,109	
H.3150.06025	Jail Automated External Defibrillator Replacement	\$ 14,000	\$ -	\$ 14,000	\$ 9,627	\$ 4,373	
H.3150.06027	Jail Building Repairs	\$ 230,000	\$ -	\$ 230,000	\$ -	\$ 230,000	
H.3197.999	Vehicle Replacement	\$ 168,000	\$ 1,322,501	\$ 1,490,501	\$ 1,097,208	\$ 393,293	
		\$ 872,783	\$ 1,682,545	\$ 2,555,328	\$ 1,724,639	\$ 830,689	
<b>14 - EMERGENCY SERVICES</b>							
H.3010.14008	Tech Rescue & Hazmat Vehicle	\$ 140,000	\$ 22,000	\$ 162,000	\$ 105,625	\$ 56,375	
H.3010.14010	Dive Boat	\$ 135,000	\$ 48,135	\$ 183,135	\$ 183,135	\$ -	
H.3010.14011	EOC Upgrades	\$ 41,500	\$ -	\$ 41,500	\$ 38,325	\$ 3,175	
H.3010.14012	Firefighter Training Equipment	\$ 33,500	\$ -	\$ 33,500	\$ 19,772	\$ 13,728	
H.3010.14013	SCBA Fill Station & Compressor	\$ 170,000	\$ -	\$ 170,000	\$ 136,371	\$ 33,629	
H.3010.14014	Large Format Printer	\$ 15,000	\$ -	\$ 15,000	\$ 11,134	\$ 3,866	
		\$ 535,000	\$ 70,135	\$ 605,135	\$ 494,362	\$ 110,773	
<b>20 - INFORMATION TECHNOLOGY SERVICES</b>							
H.1680.20003	Core Switch Upgrade	\$ 150,000	\$ -	\$ 150,000	\$ 38,501	\$ 111,499	
H.1680.20004	Enterprise Software	\$ 395,000	\$ -	\$ 395,000	\$ 298,422	\$ 96,578	
H.1680.20006	Emergency Notification System	\$ 69,500	\$ 5,000	\$ 74,500	\$ 59,722	\$ 14,778	
H.1680.20007	GIS System Upgrade	\$ 124,000	\$ -	\$ 124,000	\$ 55,343	\$ 68,657	
H.1680.20008	Emergency Communications IT Room HVAC	\$ 75,000	\$ -	\$ 75,000	\$ 49,344	\$ 25,656	
H.1680.20009	Time and Attendance System Upgrade	\$ 182,191	\$ -	\$ 182,191	\$ -	\$ 182,191	
H.1680.20975	IT Server Room Maintenance	\$ 12,000	\$ 145,000	\$ 157,000	\$ 29,033	\$ 127,968	
H.1680.990	Network Equipment	\$ 195,517	\$ (95,243)	\$ 100,274	\$ 17,314	\$ 82,960	
		\$ 1,203,208	\$ 54,757	\$ 1,257,965	\$ 547,679	\$ 710,286	

**EXHIBIT C  
CHAUTAUQUA COUNTY  
CAPITAL PROJECTS STATUS - GENERAL**

Unexpended Balances of Appropriations  
for Capital Projects as of September 30, 2024

		APPROPRIATION	TRANSFERS	APPROPRIATION	ENCUMBRANCES	
		ORIGINAL	IN/OUT	MODIFIED	& EXPENDITURES	BALANCE
		BUDGET		BUDGET		
<b>24 - ENVIRONMENT</b>						
<b>LANDFILL</b>						
EL.8160.022	Vehicle & Equipment Purchases	\$ 571,000	\$ 1,903,573	\$ 2,474,573	\$ 1,652,872	\$ 821,701
EL.8160.025	Phase IV Construction	\$ 500,000	\$ (395,456)	\$ 104,544	\$ 6,312	\$ 98,232
EL.8160.24001	Repair Ellery Retain Wall	\$ 400,000	\$ (314,703)	\$ 85,297	\$ 2,166	\$ 83,131
EL.8160.24002	Maintenance Shop Renovation	\$ 180,000	\$ -	\$ 180,000	\$ -	\$ 180,000
EL.8160.24405	Gas Well Maintenance	\$ 395,864	\$ (3,659)	\$ 392,205	\$ 4,855.35	\$ 387,350
		\$ 2,046,864	\$ 1,189,755	\$ 3,236,619	\$ 1,666,205	\$ 1,570,414
<b>25 - PUBLIC FACILITIES</b>						
<b>ENGINEERS</b>						
H.1440.25974	Conewango Watershed Dam 33 Sediment Rem	\$ 10,500	\$ 1,375,000	\$ 1,385,500	\$ 237,863	\$ 1,147,637
		\$ 10,500	\$ 1,375,000	\$ 1,385,500	\$ 237,863	\$ 1,147,637
<b>AIRPORTS</b>						
<b>Jamestown Airport</b>						
H.5610.25006	Master Plan Update	\$ 481,000	\$ -	\$ 481,000	\$ 466,309	\$ 14,691
H.5610.25020	Rehab Airport Fence - Design	\$ 183,500	\$ -	\$ 183,500	\$ 161,905	\$ 21,595
H.5610.25164	Hangar C	\$ 1,074,200	\$ 120,000	\$ 1,194,200	\$ 1,153,190	\$ 41,010
H.5610.25200	EA Obstruction Removal	\$ 274,000	\$ -	\$ 274,000	\$ 243,164	\$ 30,836
H.5610.25218	Runway 7-25 Rehabilitation - Construction	\$ 6,240,272	\$ -	\$ 6,240,272	\$ 5,819,141	\$ 421,131
H.5610.25250	Rehab Perimeter Fence - Phase 1	\$ 3,354,123	\$ -	\$ 3,354,123	\$ 3,162,397	\$ 191,726
H.5610.25257	Security Cameras - Terminal Building	\$ 12,000	\$ -	\$ 12,000	\$ 5,929	\$ 6,071
H.5610.25295	Replace Guidance Signs	\$ 78,030	\$ -	\$ 78,030	\$ 55,250	\$ 22,780
H.5610.25296	Perimeter Fence Phase 2	\$ 2,118,722	\$ -	\$ 2,118,722	\$ 1,537,349	\$ 581,373
H.5610.25312	Tractor w/ Loader	\$ 64,000	\$ -	\$ 64,000	\$ 63,623	\$ 377
H.5610.25317	Terminal Building Improvements	\$ 1,208,000	\$ -	\$ 1,208,000	\$ -	\$ 1,208,000
<b>Dunkirk Airport</b>						
H.5610.25008	Replace Existing Bulk Hangar #3	\$ 578,000	\$ 307,857	\$ 885,857	\$ 860,034	\$ 25,823
H.5610.25011	Land Acquisition - Runways 6/24 and 15/33	\$ 600,000	\$ -	\$ 600,000	\$ 94,631	\$ 505,369
H.5610.25196	Runway 15-33 Lighting Improvements	\$ 81,771	\$ 744,351	\$ 826,122	\$ 746,254	\$ 79,868
H.5610.25214	Rehab Taxiway A (East)-Design Phase	\$ 133,654	\$ -	\$ 133,654	\$ 133,000	\$ 654
H.5610.25254	Hangar #2 Bifold Door	\$ 140,000	\$ 508,120	\$ 648,120	\$ -	\$ 648,120
H.5610.25259	T-Hangar Construction	\$ 750,000	\$ -	\$ 750,000	\$ -	\$ 750,000
H.5610.25289	Rehab Taxiway A East - DKK	\$ 611,338	\$ 76,597	\$ 687,935	\$ 656,132	\$ 31,803
H.5610.25310	Tractor Multi-Terrain	\$ 10,000	\$ -	\$ 10,000	\$ 8,281	\$ 1,719
H.5610.25311	ATV 4WD	\$ 20,000	\$ -	\$ 20,000	\$ 19,620	\$ 380
		\$ 18,012,610	\$ 1,756,925	\$ 19,769,535	\$ 15,186,208	\$ 4,583,327

**EXHIBIT C  
CHAUTAUQUA COUNTY  
CAPITAL PROJECTS STATUS - GENERAL**

Unexpended Balances of Appropriations  
for Capital Projects as of September 30, 2024

		APPROPRIATION	TRANSFERS	APPROPRIATION	ENCUMBRANCES	
		ORIGINAL	IN/OUT	MODIFIED	& EXPENDITURES	BALANCE
		BUDGET		BUDGET		
<b>BUILDINGS &amp; GROUNDS</b>						
H.1620.25195	Mayville Door Replacement	\$ 38,550	\$ 33,450	\$ 72,000	\$ 50,942	\$ 21,058
H.1620.25216	GOB Heating System Repairs	\$ 20,140	\$ 640,000	\$ 660,140	\$ 452,951	\$ 207,189
H.1620.25315	New B&G Maintenance Building	\$ 1,224,675	\$ -	\$ 1,224,675	\$ -	\$ 1,224,675
H.1620.25264	Courthouse Roof Replacement	\$ 1,500,000	\$ -	\$ 1,500,000	\$ 1,287,152	\$ 212,848
H.1620.25790	Maintenance Building Design	\$ 35,000	\$ -	\$ 35,000	\$ 20,929	\$ 14,071
H.1620.25821	Mayville Parking Lot Reconstruction	\$ 2,000	\$ 497,442	\$ 499,442	\$ 254,924	\$ 244,518
		\$ 2,820,365	\$ 1,170,892	\$ 3,991,257	\$ 2,066,898	\$ 1,924,359
<b>CARTS</b>						
H.5630.25012	Tablets	\$ 14,612	\$ 15,000	\$ 29,612	\$ 15,973	\$ 13,639
H.5630.25014	Accelerated Transit Grant - 2017 Funding	\$ 108,199	\$ -	\$ 108,199	\$ 15,941	\$ 92,258
H.5630.25211	Route Match Software	\$ 400,999	\$ 400,999	\$ 801,998	\$ -	\$ 801,998
H.5630.25227	Rebranding	\$ 372,500	\$ -	\$ 372,500	\$ 294,017	\$ 78,483
H.5630.25228	Consulting Routes	\$ 126,501	\$ -	\$ 126,501	\$ -	\$ 126,501
H.5630.25261	Renovations of CARTS Hub	\$ 475,062	\$ 385,808	\$ 860,870	\$ 145,392	\$ 715,478
H.5630.25886	Bus Replacement	\$ 195,000	\$ 1,960,415	\$ 2,155,415	\$ -	\$ 2,155,415
H.5630.25995	Accelerated Transit Grant - 2015/2016 Funding	\$ 206,377	\$ -	\$ 206,377	\$ 155,303	\$ 51,074
		\$ 1,899,250	\$ 2,762,222	\$ 4,661,472	\$ 626,626	\$ 4,034,846
<b>PARKS</b>						
H.7110.25002	Parks Capital Improvements	\$ 152,694	\$ 277,804	\$ 430,498	\$ 320,482	\$ 110,016
H.7110.25260	Parking/Property Marking	\$ 32,516	\$ 17,000	\$ 49,516	\$ 5,397	\$ 44,119
H.7110.25300	Waterway Trail Hazard Removal	\$ 100,000	\$ -	\$ 100,000	\$ -	\$ 100,000
H.7110.25313	Marden Cobb Water Project	\$ 14,200	\$ -	\$ 14,200	\$ -	\$ 14,200
H.7110.25314	15 Year Forest Management Plan	\$ 25,000	\$ -	\$ 25,000	\$ -	\$ 25,000
H.7110.25828	Luensman Rest Rooms	\$ 35,000	\$ 75,547	\$ 110,547	\$ 109,545	\$ 1,002
		\$ 359,410	\$ 370,351	\$ 729,761	\$ 435,424	\$ 294,337
<b>TRANSPORTATION</b>						
H.5130.25193	Salt Sheds	\$ 110,000	\$ 238,626	\$ 348,626	\$ 246,647	\$ 101,979
H.5130.25255	Sheridan Shop Door Replacement	\$ 32,500	\$ 36,000	\$ 68,500	\$ 32,500	\$ 36,000
H.5130.25256	Sheridan Shop Gutters/Downspouts	\$ 32,000	\$ -	\$ 32,000	\$ 498	\$ 31,502
H.5130.25262	Storage Assessment	\$ 29,610	\$ -	\$ 29,610	\$ 29,610	\$ -
H.5130.25316	Sheridan Shop Locker Rooms AC	\$ 42,195	\$ -	\$ 42,195	\$ 30,711	\$ 11,484
H.5130.25906	Sheridan Shop Parking Lot	\$ 50,000	\$ 235,000	\$ 285,000	\$ 48,915	\$ 236,085
H.5130.25977	Sherman Shop Fuel System	\$ 25,000	\$ 595,095	\$ 620,095	\$ 69,741	\$ 550,354
H.5130.25980	Falconer Shop Fuel System	\$ 28,000	\$ 130,000	\$ 158,000	\$ 160,066	\$ (2,066)
H.5130.626	DPF Large Equipment	\$ 800,000	\$ 3,008,136	\$ 3,808,136	\$ 3,543,498	\$ 264,638
		\$ 1,149,305	\$ 4,242,857	\$ 5,392,162	\$ 4,162,186	\$ 1,229,976

**EXHIBIT C  
CHAUTAUQUA COUNTY  
CAPITAL PROJECTS STATUS - GENERAL**

Unexpended Balances of Appropriations  
for Capital Projects as of September 30, 2024

		APPROPRIATION		APPROPRIATION		ENCUMBRANCES	BALANCE
		ORIGINAL	TRANSFERS	MODIFIED		& EXPENDITURES	
		BUDGET	IN/OUT	BUDGET			
<b>27 - SOUTH &amp; CENTER CHAUTAUQUA LAKE SEWER DISTRICT</b>							
ESS.8130.27001	S&CCLSD Extension	\$ 16,888,000	\$ (14,874,398)	\$ 2,013,602	\$	(13,148)	\$ 2,026,750
ESS.8130.27004	Rehab Gravity Sewer Lines	\$ 125,000	\$ 313,845	\$ 438,845	\$	-	\$ 438,845
ESS.8130.27005	Underground Fuel Tank Rem	\$ 100,000	\$ (15,635)	\$ 84,365	\$	8,908	\$ 75,457
ESS.8130.27006	S&CCLSD Extension Phase 2	\$ 24,000,000	\$ (752,960)	\$ 23,247,040	\$	181,039	\$ 23,066,001
ESS.8130.27007	Wastewater Primary Bypass	\$ 290,000	\$ -	\$ 290,000	\$	48,541	\$ 241,459
		\$ 41,403,000	\$ (15,329,148)	\$ 26,073,852	\$	225,340	\$ 25,848,512
<b>28 - NORTH CHAUTAUQUA LAKE SEWER DISTRICT</b>							
ESN.8130.28002	NCLSD I&I	\$ 5,480,000	\$ -	\$ 5,480,000	\$	38,000	\$ 5,442,000
		\$ 5,480,000	\$ -	\$ 5,480,000	\$	38,000	\$ 5,442,000
<b>30 - PORTLAND, POMFRET, DUNKIRK SEWER DISTRICT</b>							
ESP.8130.30001	Sewage Treatment I&I	\$ 1,612,000	\$ 49,900	\$ 1,661,900	\$	47,318	\$ 1,614,582
		\$ 1,612,000	\$ 49,900	\$ 1,661,900	\$	47,318	\$ 1,614,582
<b>31 - SOCIAL SERVICES</b>							
H.6010.31003	SCOB 1st Floor Renovations	\$ 67,200	\$ 44,300	\$ 111,500	\$	108,422	\$ 3,078
		\$ 67,200	\$ 44,300	\$ 111,500	\$	108,422	\$ 3,078
<b>32 - PUBLIC HEALTH</b>							
H.4070.655	Medical Records System	\$ 115,000	\$ -	\$ 115,000	\$	99,736	\$ 15,264
		\$ 115,000	\$ -	\$ 115,000	\$	99,736	\$ 15,264
<b>37 - PLANNING &amp; DEVELOPMENT</b>							
H.6420.37008	Greenfield Development	\$ 200,000	\$ 389,500	\$ 589,500	\$	69,853	\$ 519,648
H.6420.37012	Brownfields Remediation Program	\$ 625,000	\$ (425,000)	\$ 200,000	\$	176,050	\$ 23,950
H.6420.37013	Commercial Building Demo	\$ 125,000	\$ 225,000	\$ 350,000	\$	350,000	\$ -
H.8020.37009	Welch Trail Recreation Area	\$ 50,000	\$ -	\$ 50,000	\$	42,815	\$ 7,186
H.8020.37010	Trail Development	\$ 81,528	\$ 125,000	\$ 206,528	\$	125,000	\$ 81,528
H.8020.37011	Lake Erie Management Commission	\$ 72,522	\$ -	\$ 72,522	\$	62,750	\$ 9,772
H.8020.37015	Chautauqua County Complete Streets	\$ 100,000	\$ -	\$ 100,000	\$	74	\$ 99,926
H.8020.37893	Barcelona to Chautauqua Trail	\$ 35,000	\$ 2,041,200	\$ 2,076,200	\$	668,359	\$ 1,407,841
H.8020.37968	Northern Chautauqua Co Local Waterfront Dev Pla	\$ 15,000	\$ 243,000	\$ 258,000	\$	101,513	\$ 156,487
H.8020.674	Chautauqua Lake Management Commission	\$ 467,000	\$ (33,457)	\$ 433,543	\$	362,959	\$ 70,584
		\$ 1,771,050	\$ 2,565,243	\$ 4,336,293	\$	1,959,373	\$ 2,376,920



**EXHIBIT C  
CHAUTAUQUA COUNTY  
CAPITAL PROJECTS STATUS - GENERAL**

Unexpended Balances of Appropriations  
for Capital Projects as of September 30, 2024

		APPROPRIATION		APPROPRIATION		ENCUMBRANCES	BALANCE
		ORIGINAL	TRANSFERS	MODIFIED			
		BUDGET	IN/OUT	BUDGET	& EXPENDITURES		
<b>38 - NORTH COUNTY INDUSTRIAL WATER &amp; SEWER DISTRICT</b>							
EW.8310.38001	Water Tank	\$ 161,000	\$ -	\$ 161,000	\$ 161,000	\$ -	\$ -
		\$ 161,000	\$ -	\$ 161,000	\$ 161,000	\$ -	\$ -
<b>39 - NORTH CHAUTAUQUA COUNTY WATER DISTRICT</b>							
EWN.8397.39970	NCCWD Initial Construction	\$ 11,750,000	\$ (7,227,103)	\$ 4,522,897	\$ 313,183	\$ 4,209,714	\$ 4,209,714
		\$ 11,750,000	\$ (7,227,103)	\$ 4,522,897	\$ 313,183	\$ 4,209,714	\$ 4,209,714
<b>41 - BOARD OF ELECTIONS</b>							
H.1450.41000	Voting Machines	\$ 119,900	\$ 65,400	\$ 185,300	\$ 185,300	\$ -	\$ -
		\$ 119,900	\$ 65,400	\$ 185,300	\$ 185,300	\$ -	\$ -
<b>99 - MISCELLANEOUS</b>							
H.2490.00002	JCC Roofs	\$ 156,000	\$ 82,193	\$ 238,193	\$ 235,970	\$ 2,223	\$ 2,223
H.2490.00005	JCC IT Security	\$ 20,000	\$ 261,252	\$ 281,252	\$ 240,219	\$ 41,033	\$ 41,033
H.2490.00009	JCC Sidewalks	\$ 13,000	\$ (8,000)	\$ 5,000	\$ 4,238	\$ 763	\$ 763
H.2490.00010	JCC OCR Compliance-Scharmann Theater	\$ 50,000	\$ 76,574	\$ 126,574	\$ 125,872	\$ 702	\$ 702
H.2490.00011	Infrastructure-HVAC	\$ 38,750	\$ 85,500	\$ 124,250	\$ 17,621	\$ 106,629	\$ 106,629
H.2490.00012	Exterior Renovation/Underground Heat	\$ 900,000	\$ 25,731	\$ 925,731	\$ 903,060	\$ 22,671	\$ 22,671
H.2490.00014	Manufacturing Tech Equipment	\$ 23,250	\$ -	\$ 23,250	\$ 23,062	\$ 188	\$ 188
H.2490.00016	Interior Repairs/Renovations	\$ 209,000	\$ -	\$ 209,000	\$ -	\$ 209,000	\$ 209,000
H.2490.00017	LED Lighting	\$ 50,000	\$ -	\$ 50,000	\$ -	\$ 50,000	\$ 50,000
H.2490.00860	JCC Community Services Center Demolition	\$ 87,500	\$ -	\$ 87,500	\$ -	\$ 87,500	\$ 87,500
H.2490.00981	JCC Critical Maintenance	\$ 210,000	\$ 569,000	\$ 779,000	\$ 779,000	\$ -	\$ -
		\$ 1,757,500	\$ 1,092,250	\$ 2,849,750	\$ 2,329,042	\$ 520,708	\$ 520,708
	Exhibit C Totals	\$ 93,241,445	\$ (4,009,011)	\$ 89,232,434	\$ 32,760,968	\$ 56,471,466	\$ 56,471,466

**EXHIBIT D  
CHAUTAUQUA COUNTY  
ROAD FUND PROJECTS STATUS**

Unexpended Balances of Appropriations  
for Capital Projects as of September 30, 2024

	ORIGINAL BUDGET	TRANSFERS IN/OUT	MODIFIED BUDGET	EXPENDITURES	BALANCE	
<b>25 - PUBLIC FACILITIES</b>						
<b>COUNTY BRIDGE &amp; ROAD PROJECTS</b>						
D.5112.389	Funded Bridge Program	\$ 360,003	\$ 2,156,335	\$ 2,516,338	\$ 333,589	\$ 2,182,749
D.5112.390	County Bridge Program	\$ 1,472,502	\$ 491,829	\$ 1,964,331	\$ 1,724,462	\$ 239,869
D.5112.391	Highway Improvements	\$ 7,367,656	\$ 734,949	\$ 8,102,605	\$ 3,295,774	\$ 4,806,831
D.5112.392	Complete Streets	\$ -	\$ 647,356	\$ 647,356	\$ 99,793	\$ 547,563
D.5112.393	Funded Road Program	\$ -	\$ 3,133,476	\$ 3,133,476	\$ 177,131	\$ 2,956,345
		<u>\$ 9,200,161</u>	<u>\$ 7,163,945</u>	<u>\$ 16,364,106</u>	<u>\$ 5,630,749</u>	<u>\$ 10,733,357</u>

**EXHIBIT E  
CHAUTAUQUA COUNTY  
SUMMARY OF 2025 TENTATIVE BUDGET CAPITAL PROJECTS**

PROJECT AREA	Total Project Cost (Requested Amt.)	Amount of Funding by Source											Total Funding Awarded	
		INTEREST EARNINGS	CAPITAL RESERVE	GENERAL FUND BALANCE	LOCAL SHARE	FEDERAL FUNDING	STATE FUNDING	BOND	ARPA FUNDING	DEDICATED REVENUE / USER FEES	TIMBER SALES	OTHER NON-LOCAL FUNDING		
<i>COUNTY OPERATIONS (Exhibit E-1)</i>														
SHERIFF	\$ 331,619	\$ 269,869	\$ -	\$ -	\$ -	\$ -	\$ -	\$ -	\$ -	\$ -	\$ -	\$ -	\$ -	\$ 269,869
EMERGENCY SERVICES	228,500	220,500	-	-	-	-	-	-	-	-	-	-	-	220,500
INFORMATION TECHNOLOGY SVS	468,900	246,000	-	-	-	-	-	-	-	-	-	-	-	246,000
AIRPORTS/PARKS	85,145	22,705	38,500	-	-	-	-	-	-	-	23,940	-	-	85,145
BUILDINGS & GROUNDS	209,000	65,000	144,000	-	-	-	-	-	-	-	-	-	-	209,000
CARTS	527,248	52,725	-	-	-	421,798	52,725	-	-	-	-	-	-	527,248
PUBLIC FACILITIES	-	-	-	-	-	-	-	-	-	-	-	-	-	-
TRANSPORTATION	10,050,380	140,300	135,350	2,000,000	-	-	-	7,226,730	-	-	-	-	-	9,502,380
PLANNING & ECONOMIC DEV	450,000	450,000	-	-	-	-	-	-	-	-	-	-	-	450,000
BOARD OF ELECTIONS	59,165	59,165	-	-	-	-	-	-	-	-	-	-	-	59,165
JCC	1,748,000	437,000	-	-	-	-	-	-	-	-	-	-	-	437,000
VEHICLES (Note 1) (Exhibit E-2)	719,000	-	-	-	179,750	-	-	-	-	-	-	-	-	179,750
<b>Subtotal</b>	<b>\$ 14,876,957</b>	<b>\$ 1,963,264</b>	<b>\$ 317,850</b>	<b>\$ 2,000,000</b>	<b>\$ 179,750</b>	<b>\$ 421,798</b>	<b>\$ 52,725</b>	<b>\$ 7,226,730</b>	<b>\$ -</b>	<b>\$ -</b>	<b>\$ 23,940</b>	<b>\$ -</b>	<b>\$ -</b>	<b>\$ 12,186,057</b>
<i>ROADS &amp; BRIDGES (Exhibit E-3)</i>														
BRIDGES	\$ 1,487,502	\$ -	\$ -	\$ -	\$ -	\$ -	\$ 1,087,502	\$ -	\$ -	\$ 400,000	\$ -	\$ -	\$ -	\$ 1,487,502
ROADS	7,390,034	-	-	-	750,000	-	6,175,034	-	-	465,000	-	-	-	7,390,034
<b>Subtotal</b>	<b>\$ 8,877,536</b>	<b>\$ -</b>	<b>\$ -</b>	<b>\$ -</b>	<b>\$ 750,000</b>	<b>\$ -</b>	<b>\$ 7,262,536</b>	<b>\$ -</b>	<b>\$ -</b>	<b>\$ 865,000</b>	<b>\$ -</b>	<b>\$ -</b>	<b>\$ -</b>	<b>\$ 8,877,536</b>
<i>ENTERPRISE FUNDS (Exhibit E-4)</i>														
LANDFILL	\$ 1,827,000	\$ -	\$ -	\$ -	\$ -	\$ -	\$ -	\$ -	\$ -	\$ 1,827,000	\$ -	\$ -	\$ -	\$ 1,827,000
WATER & SEWER DISTRICTS	8,615,000	-	-	-	-	-	4,000,000	-	-	4,615,000	-	-	-	8,615,000
<b>Subtotal</b>	<b>\$ 10,442,000</b>	<b>\$ -</b>	<b>\$ -</b>	<b>\$ -</b>	<b>\$ -</b>	<b>\$ -</b>	<b>\$ 4,000,000</b>	<b>\$ -</b>	<b>\$ -</b>	<b>\$ 6,442,000</b>	<b>\$ -</b>	<b>\$ -</b>	<b>\$ -</b>	<b>\$ 10,442,000</b>
<b>TOTAL COUNTY CAPITAL PROJECTS</b>	<b>\$ 34,196,493</b>	<b>\$ 1,963,264</b>	<b>\$ 317,850</b>	<b>\$ 2,000,000</b>	<b>\$ 929,750</b>	<b>\$ 421,798</b>	<b>\$ 11,315,261</b>	<b>\$ 7,226,730</b>	<b>\$ -</b>	<b>\$ 7,307,000</b>	<b>\$ 23,940</b>	<b>\$ 6,442,000</b>	<b>\$ -</b>	<b>\$ 31,505,593</b>

Note 1: General Fund vehicles are amortized over a 4 year period. The 2024 Local Share is reflected in department budgets under account 5981 - Shared Services Vehicle Purchase Allocation.

**EXHIBIT E-1  
CHAUTAUQUA COUNTY, CAPITAL PROJECTS - GENERAL COUNTY OPERATIONS  
2025 TENTATIVE BUDGET**

DEPARTMENT / DIVISION	PROJ #	Project Title	Total Project Cost (Requested Amt.)	AMOUNT OF FUNDING BY SOURCE									Total FUNDING AWARDED	
				INTEREST EARNINGS	CAPITAL RESERVE	GENERAL FUND BALANCE	LOCAL SHARE	FEDERAL FUNDING	STATE FUNDING	BOND	TIMBER SALES	OTHER NON- LOCAL FUNDING		
Sheriff's Office		Tower Site Generators	\$ 96,725	\$ 96,725	\$ -	\$ -	\$ -	\$ -	\$ -	\$ -	\$ -	\$ -	\$ -	\$ 96,725
Sheriff's Office		Mayville Dispatch UPS	63,144	63,144	-	-	-	-	-	-	-	-	-	63,144
Sheriff's Office		Sheriff's Patrol Equipment	121,750	60,000	-	-	-	-	-	-	-	-	-	60,000
Sheriff's Office		CCSO Range Improvements	50,000	50,000	-	-	-	-	-	-	-	-	-	50,000
		<b>SUBTOTAL SHERIFF</b>	<b>\$ 331,619</b>	<b>\$ 269,869</b>	<b>\$ -</b>	<b>\$ -</b>	<b>\$ -</b>	<b>\$ -</b>	<b>\$ -</b>	<b>\$ -</b>	<b>\$ -</b>	<b>\$ -</b>	<b>\$ -</b>	<b>\$ 269,869</b>
Emergency Services		Body Armor for EMS Medics	\$ 98,000	\$ 98,000	\$ -	\$ -	\$ -	\$ -	\$ -	\$ -	\$ -	\$ -	\$ -	\$ 98,000
Emergency Services		Power Load Stretchers	\$ 72,000	\$ 64,000	\$ -	\$ -	\$ -	\$ -	\$ -	\$ -	\$ -	\$ -	\$ -	\$ 64,000
Emergency Services		Automatic External Defibrillators	58,500	58,500	-	-	-	-	-	-	-	-	-	58,500
		<b>SUBTOTAL EMERGENCY SERVICES</b>	<b>\$ 228,500</b>	<b>\$ 220,500</b>	<b>\$ -</b>	<b>\$ -</b>	<b>\$ -</b>	<b>\$ -</b>	<b>\$ -</b>	<b>\$ -</b>	<b>\$ -</b>	<b>\$ -</b>	<b>\$ -</b>	<b>\$ 220,500</b>
Information Technology Services	20002	NETWORK EQUIPMENT(2017)*	\$ 10,000	\$ 10,000	\$ -	\$ -	\$ -	\$ -	\$ -	\$ -	\$ -	\$ -	\$ -	\$ 10,000
Information Technology Services		GOB First Floor Data Room A/C Unit	\$ 16,000	\$ 16,000	\$ -	\$ -	\$ -	\$ -	\$ -	\$ -	\$ -	\$ -	\$ -	\$ 16,000
Information Technology Services		Enterprise Software (2020)*	442,900	220,000	-	-	-	-	-	-	-	-	-	220,000
		<b>SUBTOTAL INFORMATION SERVICES</b>	<b>\$ 468,900</b>	<b>\$ 246,000</b>	<b>\$ -</b>	<b>\$ -</b>	<b>\$ -</b>	<b>\$ -</b>	<b>\$ -</b>	<b>\$ -</b>	<b>\$ -</b>	<b>\$ -</b>	<b>\$ -</b>	<b>\$ 246,000</b>
DPF - Airports		JHW ARFF Gear	\$ 22,705	\$ 22,705	\$ -	\$ -	\$ -	\$ -	\$ -	\$ -	\$ -	\$ -	\$ -	\$ 22,705
DPF - Airports		JHW ATV 4WD	25,000	-	25,000	-	-	-	-	-	-	-	-	25,000
DPF - Parks		Earl Cardot Eastside Overland Trail Development & Improvement- Tarbox	23,940	-	-	-	-	-	-	-	-	23,940	-	23,940
DPF - Parks		Parks P17 2013 John Deere X710-mower	13,500	-	13,500	-	-	-	-	-	-	-	-	13,500
		<b>SUBTOTAL AIRPORT/PARKS</b>	<b>\$ 85,145</b>	<b>\$ 22,705</b>	<b>\$ 38,500</b>	<b>\$ -</b>	<b>\$ -</b>	<b>\$ -</b>	<b>\$ -</b>	<b>\$ -</b>	<b>\$ -</b>	<b>\$ 23,940</b>	<b>\$ -</b>	<b>\$ 85,145</b>

**EXHIBIT E-1  
CHAUTAUQUA COUNTY, CAPITAL PROJECTS - GENERAL COUNTY OPERATIONS  
2025 TENTATIVE BUDGET**

DEPARTMENT / DIVISION	PROJ #	Project Title	Total Project Cost (Requested Amt.)	AMOUNT OF FUNDING BY SOURCE									Total FUNDING AWARDED	
				INTEREST EARNINGS	CAPITAL RESERVE	GENERAL FUND BALANCE	LOCAL SHARE	FEDERAL FUNDING	STATE FUNDING	BOND	TIMBER SALES	OTHER NON- LOCAL FUNDING		
DPF - Buildings & Grounds		Carpet Replacement in Old Courthouse Hallways & Waiting Areas	\$ 15,000	\$ 15,000	\$ -	\$ -	\$ -	\$ -	\$ -	\$ -	\$ -	\$ -	\$ -	\$ 15,000
DPF - Buildings & Grounds		Legislative Chambers HVAC Air Handler Replacement	\$ 79,000	\$ -	\$ 79,000	\$ -	\$ -	\$ -	\$ -	\$ -	\$ -	\$ -	\$ -	\$ 79,000
DPF - Buildings & Grounds		Drinking Fountain Replacement (Mayville Campus)	\$ 65,000	\$ -	\$ 65,000	\$ -	\$ -	\$ -	\$ -	\$ -	\$ -	\$ -	\$ -	\$ 65,000
DPF - Buildings & Grounds		Mayville Campus Bathroom Updates- Design/Study	\$ 50,000	\$ 50,000	\$ -	\$ -	\$ -	\$ -	\$ -	\$ -	\$ -	\$ -	\$ -	\$ 50,000
		<b>SUBTOTAL BUILDINGS AND GROUNDS</b>	<b>\$ 209,000</b>	<b>\$ 65,000</b>	<b>\$ 144,000</b>	<b>\$ -</b>	<b>\$ -</b>	<b>\$ -</b>	<b>\$ -</b>	<b>\$ -</b>	<b>\$ -</b>	<b>\$ -</b>	<b>\$ -</b>	<b>\$ 209,000</b>
DPF - CARTS	25886	Bus Replacement	\$ 527,248	\$ 52,725	\$ -	\$ -	\$ -	\$ 421,798	\$ 52,725	\$ -	\$ -	\$ -	\$ -	\$ 527,248
		<b>SUBTOTAL CARTS</b>	<b>\$ 527,248</b>	<b>\$ 52,725</b>	<b>\$ -</b>	<b>\$ -</b>	<b>\$ -</b>	<b>\$ 421,798</b>	<b>\$ 52,725</b>	<b>\$ -</b>	<b>\$ -</b>	<b>\$ -</b>	<b>\$ -</b>	<b>\$ 527,248</b>
DPF-Transportation		DPF Facilities Building Upgrades	\$ 7,226,730	\$ -	\$ -	\$ -	\$ -	\$ -	\$ -	\$ 7,226,730	\$ -	\$ -	\$ -	\$ 7,226,730
DPF-Transportation		Spill Prevention Control & Countermeasure	\$ 27,650	\$ 27,650	\$ -	\$ -	\$ -	\$ -	\$ -	\$ -	\$ -	\$ -	\$ -	\$ 27,650
DPF-Transportation		Falconer DPW Repair & Welding Shop LED Lights & Ceiling Fans	\$ 100,000	\$ 4,650	\$ 95,350	\$ -	\$ -	\$ -	\$ -	\$ -	\$ -	\$ -	\$ -	\$ 100,000
DPF-Transportation		DPF Vehicle & Equipment Request	2,548,000	-	-	2,000,000	-	-	-	-	-	-	-	2,000,000
DPF-Transportation		Fire Alarm System Falconer Highway Facility	18,000	18,000	-	-	-	-	-	-	-	-	-	18,000
DPF-Transportation		DPF Salt Shed Covers (2020)*	90,000	90,000	-	-	-	-	-	-	-	-	-	90,000
DPF-Transportation		Shop Heating System at Sheridan Highway Sh	40,000	-	40,000	-	-	-	-	-	-	-	-	40,000
		<b>SUBTOTAL TRANSPORTATION</b>	<b>\$ 10,050,380</b>	<b>\$ 140,300</b>	<b>\$ 135,350</b>	<b>\$ 2,000,000</b>	<b>\$ -</b>	<b>\$ -</b>	<b>\$ -</b>	<b>\$ 7,226,730</b>	<b>\$ -</b>	<b>\$ -</b>	<b>\$ -</b>	<b>\$ 9,502,380</b>
Planning & Development		Greenfield Development (2019)	\$ 350,000	\$ 350,000	\$ -	\$ -	\$ -	\$ -	\$ -	\$ -	\$ -	\$ -	\$ -	\$ 350,000
Planning & Development		Chautauqua County Complete Streets	\$ 100,000	\$ 100,000	\$ -	\$ -	\$ -	\$ -	\$ -	\$ -	\$ -	\$ -	\$ -	\$ 100,000
		<b>SUBTOTAL PLANNING &amp; DEVELOPMENT</b>	<b>\$ 450,000</b>	<b>\$ 450,000</b>	<b>\$ -</b>	<b>\$ -</b>	<b>\$ -</b>	<b>\$ -</b>	<b>\$ -</b>	<b>\$ -</b>	<b>\$ -</b>	<b>\$ -</b>	<b>\$ -</b>	<b>\$ 450,000</b>
Board of Elections	41000	Voting Machines	\$ 59,165	\$ 59,165	\$ -	\$ -	\$ -	\$ -	\$ -	\$ -	\$ -	\$ -	\$ -	\$ 59,165
		<b>SUBTOTAL BOARD OF ELECTIONS</b>	<b>\$ 59,165</b>	<b>\$ 59,165</b>	<b>\$ -</b>	<b>\$ -</b>	<b>\$ -</b>	<b>\$ -</b>	<b>\$ -</b>	<b>\$ -</b>	<b>\$ -</b>	<b>\$ -</b>	<b>\$ -</b>	<b>\$ 59,165</b>
JCC		Interior Repairs/Renovations	\$ 120,000	\$ 30,000	\$ -	\$ -	\$ -	\$ -	\$ -	\$ -	\$ -	\$ -	\$ -	\$ 30,000
JCC		Roofs (2020)	\$ 550,000	\$ 137,500	\$ -	\$ -	\$ -	\$ -	\$ -	\$ -	\$ -	\$ -	\$ -	\$ 137,500

**EXHIBIT E-1  
CHAUTAUQUA COUNTY, CAPITAL PROJECTS - GENERAL COUNTY OPERATIONS  
2025 TENTATIVE BUDGET**

DEPARTMENT / DIVISION	PROJ #	Project Title	Total Project Cost (Requested Amt.)	AMOUNT OF FUNDING BY SOURCE									Total FUNDING AWARDED
				INTEREST EARNINGS	CAPITAL RESERVE	GENERAL FUND BALANCE	LOCAL SHARE	FEDERAL FUNDING	STATE FUNDING	BOND	TIMBER SALES	OTHER NON- LOCAL FUNDING	
JCC		Sitework/Sidewalks (2020)	\$ 510,000	\$ 127,500	\$ -	\$ -	\$ -	\$ -	\$ -	\$ -	\$ -	\$ -	\$ 127,500
JCC		Infrastructure Repairs (2021)	368,000	92,000	-	-	-	-	-	-	-	-	92,000
JCC		LED lighting	200,000	50,000	-	-	-	-	-	-	-	-	50,000
		<b>SUBTOTAL JAMESTOWN COMMUNITY COLLEGE</b>	<b>\$ 1,748,000</b>	<b>\$ 437,000</b>	<b>\$ -</b>	<b>\$ -</b>	<b>\$ -</b>	<b>\$ -</b>	<b>\$ -</b>	<b>\$ -</b>	<b>\$ -</b>	<b>\$ -</b>	<b>\$ 437,000</b>
		<b>TOTAL CAPITAL PROJECTS (H FUND)</b>	<b>\$ 14,157,957</b>	<b>\$ 1,963,264</b>	<b>\$ 317,850</b>	<b>\$ 2,000,000</b>	<b>\$ -</b>	<b>\$ 421,798</b>	<b>\$ 52,725</b>	<b>\$ 7,226,730</b>	<b>\$ 23,940</b>	<b>\$ -</b>	<b>\$ 12,006,307</b>
Sheriff's Office	3197-999	VEHICLE REQUESTS (Note 1)	\$ 719,000	-	-	-	\$ 179,750	-	-	-	-	-	\$ 179,750
		<b>SUBTOTAL VEHICLES</b>	<b>\$ 719,000</b>	<b>\$ -</b>	<b>\$ -</b>	<b>\$ -</b>	<b>\$ 179,750</b>	<b>\$ -</b>	<b>\$ -</b>	<b>\$ -</b>	<b>\$ -</b>	<b>\$ -</b>	<b>\$ 179,750</b>
		<b>TOTAL CAPITAL PROJECTS</b>	<b>\$ 14,876,957</b>	<b>\$ 1,963,264</b>	<b>\$ 317,850</b>	<b>\$ 2,000,000</b>	<b>\$ 179,750</b>	<b>\$ 421,798</b>	<b>\$ 52,725</b>	<b>\$ 7,226,730</b>	<b>\$ 23,940</b>	<b>\$ -</b>	<b>\$ 12,186,057</b>

Note 1: General Fund vehicles are amortized over a 4 year period. The 2024 Local Share is reflected in department budgets under account 5981 - Shared Services Vehicle Purchase Allocation.

**EXHIBIT E-2  
CHAUTAUQUA COUNTY, CAPITAL VEHICLE REQUESTS  
2025 TENTATIVE BUDGET**

# REQUESTED		VEHICLE TYPE	ESTIMATED ANNUAL MILEAGE	ESTIMATED PURCHASE PRICE	ADDITION TO FLEET OR REPLACEMENT	HYBRID (Yes/No)	TOTAL FUNDING REQUIRED
New	Used						

**06 - SHERIFF:**

12		Full-Size 4WD SUV, Police Package (Marked)	324,240	\$ 600,000	Replacement	No	
2		Full-Size 4WD SUV, Police Package (Unmarked)	79,500	\$ 80,000	Replacement	No	
1		Mid-Size 4x4 SUV, 116'WB	15,455	\$ 39,000			
							<b>\$ 719,000</b>

**COUNTY WIDE TOTAL FOR CAPITAL VEHICLE REQUESTS:**

**\$ 719,000**

**2025 Vehicle Purchase Allocation**

**\$ 179,750**

**EXHIBIT E-3  
CHAUTAUQUA COUNTY, CAPITAL PROJECTS - ROADS & BRIDGES  
2025 TENTATIVE BUDGET**

DEPARTMENT / DIVISION	PROJECT #	Project Title	Total Project Cost (Requested Amt.)	AMOUNT OF FUNDING BY SOURCE						Total Funding Awarded
				LOCAL SHARE	CAPITAL RESERVE	FUND BALANCE	STATE FUNDING	FEDERAL FUNDING	DEDICATED REVENUE	
ROADS & BRIDGES	5112-390	County Bridge Program (Various locations)	\$ 1,487,502	\$ -	\$ -	\$ -	\$ 1,087,502	\$ -	\$ 400,000	\$ 1,487,502
ROADS & BRIDGES	5112-391	Highway Improvements - County Roads (Various locations)	7,390,034	750,000	-	-	6,175,034	-	465,000	7,390,034
		<b>TOTAL ROAD &amp; BRIDGE CAPITAL PROJECTS</b>	<b>\$ 8,877,536</b>	<b>\$ 750,000</b>	<b>\$ -</b>	<b>\$ -</b>	<b>\$ 7,262,536</b>	<b>\$ -</b>	<b>\$ 865,000</b>	<b>\$ 8,877,536</b>



**EXHIBIT E-4  
CHAUTAUQUA COUNTY, ENTERPRISE FUND CAPITAL PURCHASES  
2025 TENTATIVE BUDGET**

DEPARTMENT / DIVISION	PROJECT #	Project Title	Total Project Cost (Requested Amt.)	AMOUNT OF FUNDING BY SOURCE					Total Funding Awarded
				INTEREST EARNINGS	ENTERPRISE FUND BAL	STATE FUNDING	BOND	USER FEES	
DPF - Environment/Landfill	8160-022	Vehicles and Heavy Equipment	1,150,000	-	-		-	1,150,000	1,150,000
		<b>SUBTOTAL LANDFILL</b>	<b>\$ 1,827,000</b>	<b>\$ -</b>	<b>\$ -</b>		<b>\$ -</b>	<b>\$ 1,827,000</b>	<b>\$ 1,827,000</b>
NCCWD		Water Main & Master Meter Project	\$ 8,200,000			\$ 4,000,000	\$ -	\$ 4,200,000	\$ 8,200,000
									\$ -
SCCLSD	27004	Rehabilitation Gravity Sewer Collection Lines/Manholes	\$ 125,000	\$ -	\$ -		\$ -	\$ 125,000	\$ 125,000
SCCLSD		Wastewater Primary Bypass	290,000	-	-		-	290,000	290,000
									\$ -
		<b>SUBTOTAL SEWER DISTRICTS</b>	<b>\$ 8,615,000</b>	<b>\$ -</b>	<b>\$ -</b>	<b>\$ 4,000,000</b>	<b>\$ -</b>	<b>\$ 4,615,000</b>	<b>\$ 8,615,000</b>
<b>TOTAL ENTERPRISE FUND CAPITAL PROJECTS</b>			<b>\$ 10,442,000</b>	<b>\$ -</b>	<b>\$ -</b>	<b>\$ 4,000,000</b>	<b>\$ -</b>	<b>\$ 6,442,000</b>	<b>\$ 10,442,000</b>





**EXHIBIT F-1  
2025 ADOPTED BUDGET  
POSITION COUNT SUMMARY**

<b>Department</b>	<b>2024 Adopted FTE</b>	<b>2025 Adopted FTE</b>	<b>Inc / (Dec) from prior year FTE</b>
01 Legislature	21.64	21.49	-0.15
03 District Attorney	33.51	37.85	4.34
05 County Clerk	27.00	27.49	0.49
06 Sheriff	251.78	251.65	-0.13
09 County Executive	5.50	5.49	-0.01
11 County Attorney	8.80	9.80	1.00
12 Public Defender	62.99	67.73	4.74
13 Probation	32.98	32.98	0.00
14 Emergency Services	34.12	34.78	0.66
20 Information Technology Services	15.00	15.00	0.00
21 Finance	32.40	36.80	4.40
23 Human Resources	13.39	13.39	0.00
25 Public Facilities	192.37	192.37	0.00
31 Social Services	306.52	308.82	2.30
32 Public Health	76.85	80.44	3.59
33 Mental Hygiene	127.84	132.32	4.48
34 Office for Aging Services	27.82	23.68	-4.14
37 Planning & Economic Development	8.63	8.49	-0.14
41 Board of Elections	11.38	9.92	-1.46
42 Veterans Service Agency	2.86	2.86	0.00
99 Miscellaneous	1.60	1.60	0.00
<b>GENERAL, ROAD FUNDS TOTALS:</b>	<b>1,294.98</b>	<b>1,314.95</b>	<b>19.97</b>
24 Landfill	42.75	40.75	-2.00
27 S&CCLSD	18.00	18.33	0.33
28 NCLSD	3.68	3.98	0.30
30 PPDS	1.38	0.96	-0.42
38 NCIW&SD #1	1.51	1.50	-0.01
39 NCCWD	0.15	0.45	0.30
<b>ENTERPRISE FUNDS TOTALS:</b>	<b>67.47</b>	<b>65.97</b>	<b>-1.50</b>
<b>GRAND TOTALS:</b>	<b>1,362.45</b>	<b>1,380.92</b>	<b>18.47</b>

Note 1 - FTE = Full Time Equivalent

Note 2 - FTE counts include temporary and seasonal workers.

**EXHIBIT F-2  
2025 ADOPTED BUDGET  
POSITION COUNT SUMMARY**

DEPT #	DEPARTMENT	2024 Adopted  FTE	2025 Adopted  FTE	Inc / (Dec) from prior year FTE
01	A-1010 - LEGISLATIVE BOARD A-1040 - CLERK, LEGISLATIVE BOARD A-1162-1120 - CONFLICT ADMINISTRATION <b>TOTAL LEGISLATURE</b>	19.12 2.49 <u>0.03</u> <b>21.64</b>	19.02 2.45 <u>0.02</u> <b>21.49</b>	-0.10 -0.04 <u>-0.01</u> <b>-0.15</b>
03	A-1165 - DISTRICT ATTORNEY <b>DISTRICT ATTORNEY</b>	<u>33.51</u> <b>33.51</b>	<u>37.85</u> <b>37.85</b>	4.34 <b>4.34</b>
05	A-1410 - COUNTY CLERK A-1410-1411 - COUNTY CLERK-MOTOR VEHICLES A-6610 - WEIGHTS & MEASURES <b>COUNTY CLERK</b>	9.00 16.00 <u>2.00</u> <b>27.00</b>	9.00 16.49 <u>2.00</u> <b>27.49</b>	0.00 0.49 <u>0.00</u> <b>0.49</b>
06	A-1162-1110 - UNIFIED COURT COSTS-COURT OFFICERS A-3020-DISP - PUBLIC SAFETY COMMUNICATION-CONSOLIDATED DISPATCHING A-3020-PSCN - PUBLIC SAFETY COMMUNICATIONS NETWORK A-3020-TECH - PUBLIC SAFETY COMMUNICATION-TECHNICAL SERVICES A-3110 - SHERIFF A-3110-3114 - SHERIFF-PISTOL PERMIT A-3150 - JAIL A-3189-3111 - OTHER LAW ENFORCEMENT-NAVIGATION/SNOWMOBILE A-3315 - STOP DWI <b>SHERIFF</b>	17.94 27.96 1.00 4.00 69.74 1.50 124.17 4.10 <u>1.37</u> <b>251.78</b>	17.94 27.96 1.00 4.00 69.74 1.00 124.55 4.10 <u>1.36</u> <b>251.65</b>	0.00 0.00 0.00 0.00 0.00 -0.50 0.38 0.00 <u>-0.01</u> <b>-0.13</b>
09	A-1230 - COUNTY EXECUTIVE <b>COUNTY EXECUTIVE</b>	<u>5.50</u> <b>5.50</b>	<u>5.49</u> <b>5.49</b>	<u>-0.01</u> <b>-0.01</b>

**EXHIBIT F-2  
2025 ADOPTED BUDGET  
POSITION COUNT SUMMARY**

DEPT #	DEPARTMENT	2024 Adopted  FTE	2025 Adopted  FTE	Inc / (Dec) from prior year FTE
11	A-1420 - COUNTY ATTORNEY <b>COUNTY ATTORNEY</b>	<u>8.80</u> <b>8.80</b>	<u>9.80</u> <b>9.80</b>	<u>1.00</u> <b>1.00</b>
12	A-1170 - PUBLIC DEFENDER A-1170-1172 - PUBLIC DEFENDER-HURRELL HARRING GRANT <b>PUBLIC DEFENDER</b>	25.00 <u>37.99</u> <b>62.99</b>	30.87 <u>36.86</u> <b>67.73</b>	5.87 <u>-1.13</u> <b>4.74</b>
13	A-3140 - PROBATION <b>PROBATION</b>	<u>32.98</u> <b>32.98</b>	<u>32.98</u> <b>32.98</b>	<u>0.00</u> <b>0.00</b>
14	A-3010 - EMERGENCY SERVICES A-3625 - TECHNICAL RESCUE TEAM A-3640 - HAZARDOUS MATERIALS A-3989 - EMERGENCY MEDICAL SERVICE A-3989-CME - EMERGENCY MEDICAL SERVICE-CONTINUING MEDICAL EDUCATION A-3989-EMS - EMERGENCY MEDICAL SERVICE-FLY CAR & AMBULANCE SERVICES A-3989-EMT - EMERGENCY MEDICAL SERVICE-EMT/CPR TRAINING <b>EMERGENCY SERVICES</b>	4.30 0.12 0.12 2.23 0.45 26.80 <u>0.10</u> <b>34.12</b>	3.95 0.12 0.12 1.32 1.00 27.82 <u>0.45</u> <b>34.78</b>	-0.35 0.00 0.00 -0.91 0.55 1.02 <u>0.35</u> <b>0.66</b>
20	A-1610 - OFFICE SERVICES A-1650 - COMMUNICATIONS SYSTEM A-1680 - INFORMATION TECHNOLOGY <b>INFORMATION TECHNOLOGY SERVICES</b>	3.00 0.30 <u>11.70</u> <b>15.00</b>	3.00 0.30 <u>11.70</u> <b>15.00</b>	0.00 0.00 <u>0.00</u> <b>0.00</b>
21	A-1310 - DEPARTMENT OF FINANCE A-1330 - REAL PROPERTY TAX A-1989 - OTHER GENERAL GOVERNMENT SUPPORT-INSURANCE ADMINISTRATION <b>FINANCE</b>	24.90 5.40 <u>2.10</u> <b>32.40</b>	28.30 6.40 <u>2.10</u> <b>36.80</b>	3.40 1.00 <u>0.00</u> <b>4.40</b>
23	A-1430 - HUMAN RESOURCES A-1430-BENE - HUMAN RESOURCES-HEALTH INSURANCE BENEFITS <b>HUMAN RESOURCES</b>	10.99 <u>2.40</u> <b>13.39</b>	11.09 <u>2.30</u> <b>13.39</b>	0.10 <u>-0.10</u> <b>0.00</b>

**EXHIBIT F-2  
2025 ADOPTED BUDGET  
POSITION COUNT SUMMARY**

DEPT #	DEPARTMENT	2024 Adopted  FTE	2025 Adopted  FTE	Inc / (Dec) from prior year FTE
<b>25</b>	A-1620 - BUILDINGS & GROUNDS	20.00	20.00	0.00
	A-5610-5610 - CHAUTAUQUA COUNTY AIRPORT-JAMESTOWN AIRPORT	5.45	5.45	0.00
	A-5610-5612 - CHAUTAUQUA COUNTY AIRPORT-DUNKIRK AIRPORT	4.00	4.00	0.00
	A-5630-5625 - BUS OPERATIONS-CARTS	31.90	31.90	0.00
	A-7110 - PARKS	2.82	3.32	0.50
	D-5010 - PUBLIC FACILITIES ADMINISTRATION	3.50	3.50	0.00
	D-5020 - ENGINEERING	7.65	7.65	0.00
	D-5110 - MAINTENANCE OF ROADS	101.10	100.60	-0.50
	DM-5130 - ROAD MACHINERY	<u>15.95</u>	<u>15.95</u>	<u>0.00</u>
	<b>PUBLIC FACILITIES</b>	<b>192.37</b>	<b>192.37</b>	<b>0.00</b>
<b>31</b>	A-6010 - SOCIAL SERVICES ADMINISTRATION	305.42	307.72	2.30
	A-7310 - YOUTH PROGRAMS	<u>1.10</u>	<u>1.10</u>	<u>0.00</u>
		<b>306.52</b>	<b>308.82</b>	<b>2.30</b>
<b>33</b>	A-4310 - MENTAL HYGIENE ADMINISTRATION	2.56	2.26	-0.30
	A-4320 - MENTAL HYGIENE PROGRAMS	<u>125.28</u>	<u>130.06</u>	<u>4.78</u>
		<b>127.84</b>	<b>132.32</b>	<b>4.48</b>
<b>31/33</b>	<b>TOTAL MENTAL HEALTH AND SOCIAL SERVICES</b>	<b>434.36</b>	<b>441.14</b>	<b>6.78</b>
<b>32</b>	A-1185 - MEDICAL EXAMINERS & CORONERS	2.01	2.08	0.07
	A-4010 - PUBLIC HEALTH ADMINISTRATION	28.46	25.07	-3.39
	A-4017-JAIL - CLINICS-JAIL	6.27	9.49	3.22
	A-4017-MAT - CLINICS-MAT	5.43	0.00	-5.43
	A-4090 - ENVIRONMENTAL HEALTH	<u>25.95</u>	<u>32.22</u>	<u>6.27</u>
		<b>68.12</b>	<b>68.86</b>	<b>0.74</b>
	A-2960-ADMN - EDUCATION: HANDICAPPED CHILDREN-ADMINISTRATION	1.48	1.58	0.10
	A-4059 - EARLY INTERVENTION PROGRAM	<u>7.25</u>	<u>10.00</u>	<u>2.75</u>
		<b>8.73</b>	<b>11.58</b>	<b>2.85</b>
		<b>TOTAL PUBLIC HEALTH</b>	<b>76.85</b>	<b>80.44</b>
<b>34</b>	A-6772 - OFFICE FOR AGING SERVICES	<u>27.82</u>	<u>23.68</u>	<u>-4.14</u>
	<b>OFFICE FOR AGING SERVICES</b>	<b>27.82</b>	<b>23.68</b>	<b>-4.14</b>

**EXHIBIT F-2  
2025 ADOPTED BUDGET  
POSITION COUNT SUMMARY**

DEPT #	DEPARTMENT	2024 Adopted  FTE	2025 Adopted  FTE	Inc / (Dec) from prior year FTE
37	A-6420 - PROMOTION OF INDUSTRY A-8020 - PLANNING A-8020-WTRS - PLANNING-WATERSHED ADMINISTRATION <b>PLANNING &amp; ECOMONIC DEVELOPMENT</b>	2.75 4.88 <u>1.00</u> <b>8.63</b>	2.75 4.74 <u>1.00</u> <b>8.49</b>	0.00 -0.14 <u>0.00</u> <b>-0.14</b>
41	A-1450 - BOARD OF ELECTIONS <b>BOARD OF ELECTIONS</b>	<u>11.38</u> <b>11.38</b>	<u>9.92</u> <b>9.92</b>	-1.46 <b>-1.46</b>
42	A-6510 - VETERANS SERVICE AGENCY <b>VETERANS SERVICE AGENCY</b>	<u>2.86</u> <b>2.86</b>	<u>2.86</u> <b>2.86</b>	<u>0.00</u> <b>0.00</b>
99	A-1330-ROLL - REAL PROPERTY TAX-OTHER TAX ROLLS MAINTENANCE & PROCESS A-1430-COEM - HUMAN RESOURCES-COUNTYWIDE EMPLOYEE EXPENSES <b>MISCELLANEOUS</b>	0.60 <u>1.00</u> <b>1.60</b>	0.60 <u>1.00</u> <b>1.60</b>	0.00 <u>0.00</u> <b>0.00</b>
	<b>TOTAL NON-ENTERPRISE FUNDS</b>	<b>1294.98</b>	<b>1314.95</b>	<b>19.97</b>
24	<b>ENTERPRISE FUNDS</b>  EL-8160-1000 - ENVIRONMENT-LANDFILL EL-8160-6000 - CLOSED LANDFILLS EL-8160-7000 - RECYCLING EL-8189 - OTHER ENVIRONMENT - HOUSEHOLD HAZARDOUS WASTE <b>LANDFILL</b>	40.30 0.50 1.90 <u>0.05</u> <b>42.75</b>	38.40 0.50 1.80 <u>0.05</u> <b>40.75</b>	-1.90 0.00 -0.10 <u>0.00</u> <b>-2.00</b>
27	ESS-8120 - SANITARY SEWERS ESS-8130 - SEWAGE TREATMENT <b>S&amp;CCLSD</b>	7.00 <u>11.00</u> <b>18.00</b>	7.33 <u>11.00</u> <b>18.33</b>	0.33 <u>0.00</u> <b>0.33</b>
28	ESN-8120- SANITARY SEWERS-SANITARY SEWERS ESN-8130- SEWAGE TREATMENT-SEWAGE TREATMENT <b>NCLSD</b>	1.24 <u>2.44</u> <b>3.68</b>	1.10 <u>2.88</u> <b>3.98</b>	-0.14 <u>0.44</u> <b>0.30</b>



**EXHIBIT F-2  
2025 ADOPTED BUDGET  
POSITION COUNT SUMMARY**

DEPT #	DEPARTMENT	2024 Adopted  FTE	2025 Adopted  FTE	Inc / (Dec) from prior year FTE
30	ESP-8120- SANITARY SEWERS-SANITARY SEWERS ESP-8130- SEWAGE TREATMENT-SEWAGE TREATMENT <b>PPDS</b>	0.84 <u>0.54</u> <b>1.38</b>	0.83 <u>0.13</u> <b>0.96</b>	-0.01 <u>-0.41</u> <b>-0.42</b>
38	EW-8120 - SANITARY SEWERS EW-8310 - WATER DISTRICT <b>NCIW&amp;SD #1</b>	0.38 <u>1.13</u> <b>1.51</b>	0.40 <u>1.10</u> <b>1.50</b>	0.02 <u>-0.03</u> <b>-0.01</b>
39	EWN-8310 - WATER DISTRICT <b>NCCWD</b>	<u>0.15</u> <b>0.15</b>	<u>0.45</u> <b>0.45</b>	<u>0.30</u> <b>0.30</b>
	<b>TOTAL ENTERPRISE FUNDS</b>	<b>67.47</b>	<b>65.97</b>	<b>-1.50</b>
	<b>TOTAL ALL COUNTY FUNDS</b>	<b>1362.45</b>	<b>1380.92</b>	<b>18.47</b>

Note 1 - FTE = Full Time Equivalent

Note 2 - FTE counts include temporary and seasonal workers.



**SCHEDULE 1  
CHAUTAUQUA COUNTY  
2025 ADOPTED BUDGET  
ESTIMATED FUND BALANCES**

FUND	Balance 12/31/23	Estimated Balance 12/31/24 (1)	Use of Fund Balance in the 2025 Budget:			Estimated Balance 12/31/25 (1)
			Undesignated / Unreserved Fund Balance	Reserved/ Restricted Fund Balance	Occupancy Tax Reserve	
A - GENERAL FUND (Unassigned)	\$46,841,632	\$44,341,632	\$5,390,509	\$285,600	\$337,545	\$38,327,978
CS - LIABILITY INSURANCE	\$0	\$0		\$0	n/a	\$0
D - COUNTY ROAD & CONSTRUCTION FUND (spendable/undesig	\$5,248,506	\$5,648,506	\$600,000	\$0	n/a	\$5,048,506
DM - ROAD MACHINERY FUND (spendable)	\$361,022	\$361,022	\$100,000	\$0	n/a	\$261,022
EE - ENERGY FUND (unrestricted)	\$997,533	\$997,533	(\$264,730)	\$0	n/a	\$1,262,263
EL - ENVIRONMENT (unrestricted)	\$709,310	\$709,310	\$675,235	\$0	n/a	\$34,075
ESN, ESP, ESS - SEWER DISTRICTS (unrestricted)	\$7,068,837	\$7,068,838	\$2,764,347	\$0	n/a	\$4,304,491
ESN - NORTH CHAUTAUQUA LAKE SEWER DISTRICT	\$814,849	\$814,849	\$56,702	\$0	n/a	\$758,147
ESP - PORTLAND, POMFERT, DUNKIRK SEWER DISTRICT	\$288,728	\$288,728	\$12,583	\$0	n/a	\$276,145
ESS - SOUTH & CENTER CHAUTAUQUA LAKE SEWER DISTRICT	\$5,965,261	\$5,965,261	\$2,695,062	\$0	n/a	\$3,270,199
EW, EWN - WATER DISTRICTS (unrestricted)	(\$7,018,790)	(\$7,018,790)	\$195,965	\$0	n/a	(\$7,214,755)
M - HEALTH INSURANCE (unrestricted)	\$792,447	\$792,447	(\$63)	\$0	n/a	\$792,510
MS - SELF INSURANCE (Worker's Compensation, unrestricted)	(\$515,886)	(\$515,886)	\$0	\$0	n/a	(\$515,886)

Note 1: Before Assigned for Subsequent Year Budget.

SCHEDULE 2 - ALL FUNDS

**CHAUTAUQUA COUNTY**

Liability and Casualty Reserve Fund established per Local Law #4-1986 approved  
by Legislature July 23, 1986, final adoption date August 4, 1986.

SCHEDULE 3, Page 1 - ALL FUNDS

**CHAUTAUQUA COUNTY**  
**STATEMENT OF DEBT AS OF November 20th, 2024**

<b>BONDS OUTSTANDING</b>							
FUND	PURPOSE	TYPE	TERM	INTEREST RATE	OUTSTANDING 11/20/24	FINAL MATURITY	PAYING AGENT
EL - Landfill	Cell Construction - Phase IV	Serial Bond 2019	10 years	2.00%	\$ 11,219,630	2029	EFC
EE - Energy Fund	Electric Plant Construction	Serial Bond 2016	15 years	2.125-4.0%	2,630,000	2030	DTC
EE - Energy Fund	Electric Plant Construction (2nd Series)	Serial Bond 2016	15 years	2.125-4.0%	1,680,000	2030	DTC
EE - Energy Fund	Clean Renewable Energy Bonds	Serial Bond 2010	15 years	4.25-5.25%	150,000	2025	DTC
EE - Energy Fund	Qualified Energy Conservation Bond	QECCB	15 years	1.81%	193,714	2026	BOA
W - Long Term Debt	Starflight Helicopters	SB 2010 / refunded 2016	10 years	4.00%	280,000	2025	DTC
W - Long Term Debt	JCC Science Building	SB 2010 / refunded 2016	15 years	2.125%-4.00%	1,150,000	2030	DTC
W - Long Term Debt	JCC Third Dormitory Building	SB 2012 / refunded 2019	13 years	2.00%-2.125%	3,105,000	2032	DTC
W - Long Term Debt	Pulbic Improvement	Serial Bond 2014	25 years	2.50%-3.75%	6,550,000	2039	DTC
W - Long Term Debt	Pulbic Improvement	Serial Bond 2016	25 years	3.50%-4.00%	2,465,000	2040	DTC
W - Long Term Debt	Road Machinery DPF	Serial Bond 2019	10 years	2.00%	601,460	2029	DTC
W - Long Term Debt	Jail Construction, Courts, Jail	SB 2022, refunded 2012/2004B	8 years	2.00% - 4.00%	4,980,000	2029	DTC
W - Long Term Debt	Road Machinery / DPF Roof	Serial Bond 2022	15 years	3.00%	164,000	2037	DTC
W - Long Term Debt	Road Machinery / DPF Large Equipment	Serial Bond 2022	15 years	3.00%	3,568,000	2037	DTC
W - Long Term Debt	Road Machinery DPF	Serial Bond 2022	15 years	3.00%	186,000	2037	DTC
W - Long Term Debt	Road Machinery DPF	Serial Bond 2022	15 years	3.00%	13,000	2037	DTC
W - Long Term Debt	Road Machinery DPF	Serial Bond 2022	15 years	3.00%	45,000	2037	DTC
W - Long Term Debt	Road Machinery DPF	Serial Bond 2022	15 years	3.00%	3,127,000	2037	DTC
W - Long Term Debt	IT WAN Upgrade	Serial Bond 2019	10 years	2.00%	978,835	2029	DTC
W - Long Term Debt	JCC Arts & Science Renovations	Serial Bond 2019	10 years	2.00%	646,690	2029	DTC
W - Long Term Debt	JCC Arts Center Renovation	Serial Bond 2019	10 years	2.00%	132,455	2029	DTC
W - Long Term Debt	Airport Fuel Farm Dunkirk	Serial Bond 2019	10 years	2.00%	350,930	2029	DTC
W - Long Term Debt	JCC Maintenance	Serial Bond 2022	15 years	3.00%	412,000	2037	DTC
W - Long Term Debt	IT Enterprise Software	Serial Bond 2022	15 years	3.00%	265,000	2037	DTC
W - Long Term Debt	JCC Roof	Serial Bond 2022	15 years	3.00%	139,000	2037	DTC
Total Serial Bonds					<b>\$45,032,714</b>		
ESN - NCLSD	Sewage Treatment / Phosphorous Remova	Serial Bond 2020	30 years	0.00%	2,511,340	2050	NYS EFC
ESS - SCCLSD	Sewage Treatment / Surface Aeration	Serial Bond 2022	15 years	3.00%	1,576,000	2037	NYS EFC
					<b>\$ 4,087,340</b>		
ESS - SCCLSD	Sewer Extension, Phase 1	BAN	6 years	0.00%	\$ 13,866,000	2025	NYS EFC
EWN - NCWD	Water Infrastructure	BAN	5 years	0.00%	1,968,070	2027	NYS EFC
EWN - NCWD	Water Infrastructure	Capital Note	30 years	2.00%	\$ 1,575,000	2046	Village of Brocton NYS EFC
EWN - NCWD	Water Infrastructure	Capital Note	30 years	0.00%	\$ 3,946,914	2050	Village of Brocton NYS EFC
ESN - NCLSD	Sewer Improvements	Capital Note	20 years	4.00%	\$ 354,734	2030	Chaut. Co.
ESP - PPDS	Sewer Improvements	Capital Note	10 years	2.50%	9,146	2024	Chaut. Co.
Total Capital Notes					<b>\$ 5,885,793</b>		
<b>TOTAL DEBT OUTSTANDING</b>					<b>\$70,839,917</b>		

SCHEDULE 3, Page 2 - ALL FUNDS

**CHAUTAUQUA COUNTY  
STATEMENT OF DEBT AS OF November 20th, 2024**

INDEBTEDNESS AUTHORIZED AND UNISSUED

<u>RESOLUTION NUMBER</u>	<u>PROJECT</u>	<u>DATE AUTHORIZED</u>	<u>AUTHORIZED TOTAL AMOUNT</u>	<u>AUTHORIZED UNISSUED 11/20/24</u>
81-16	North Chautauqua County Water District	7/27/2016	\$ 11,750,000	\$ 11,750,000
196-16	JCC Demolition of Community Service Center	7/27/2016	\$ 350,000	\$ 350,000
31-22	JCC Infrastructure Repairs	1/26/2022	\$ 124,250	\$ 124,250
31-22	JCC Ext Renovation/Underground Heat	1/26/2022	\$ 900,000	\$ 900,000
163-22	SCCLSD Sewer Extension, Phase 2	6/22/2022	\$ 24,000,000	\$ 24,000,000
203-22	PPD Sewer District Inflow & Infiltration Reductic	8/24/2022	\$ 1,612,000	\$ 1,612,000
207-22	NCIWD#1 Water Storage Tank Repair	8/24/2022	\$ 863,000	\$ 863,000
183-23	NS Sewer District Inflow & Infiltration Reductior	6/29/2023	\$ 5,480,000	\$ 5,480,000
<b>TOTAL INDEBTEDNESS AUTHORIZED AND UNISSUED</b>			<b><u>\$ 45,079,250</u></b>	<b><u>\$ 45,079,250</u></b>

SCHEDULE 4

**CHAUTAUQUA COUNTY**  
**DEBT STATEMENT SUMMARY PREPARED AS OF November 20th, 2024**

Five Year Average Full Valuation of Taxable Real Property		\$	8,609,772,506
Debt Limit 7% Thereof			602,684,075
<b>OUTSTANDING INDEBTEDNESS</b>			
Bonds	\$	49,120,054	
Bond Anticipation Notes		15,834,070	
Other Loans		0	
Capital Notes		<u>5,885,793</u>	
			\$ 70,839,917
<b>EXCLUSIONS</b>			
Water Bonds	\$	0	
Water Bond Anticipation Notes		1,968,070	
Water Capital Notes		<u>5,521,914</u>	
			\$ 7,489,984
Total Net Indebtedness			\$ 63,349,933
New Debt Contracting Margin			<u>539,334,142</u>
Net Debt Contracting Power Exhausted			10.51%







# EXPENSE and REVENUE KEY

	<u>Code</u>	<u>Account Class</u>	<u>Description</u>
<u>EXPENSES:</u>	.1	EX01	Personal Services
	.2 & .3	EX02	Equipment
	.4 & .5	EX04	Contractual
	.6	EX06	Principal
	.7	EX07	Interest
	.8	EX08	Employee Benefits
	.9	EX09	Interfund Transfers
<u>REVENUES:</u>		RE10	Real Property Taxes
		RE11	Non Property Tax Items
		RE12	Other Real Property Tax Items
		RE13	Departmental Income
		RE14	Shared Services
		RE15	Use of Money & Property
		RE16	Licenses & Permits
		RE17	Fines & Forfeitures
		RE18	Sale of Property / Compensation
		RE19	Miscellaneous
		RE20	New York State Aid
		RE21	Federal Aid
		RE22	Interfund Transfers
		RE23	Proceeds L/T Obligations
		RE25	Room & Board
		RE26	Room & Board Contra Allowance
		RE27	Intergovernmental Transfer
		RE28	Ancillary
		RE29	Ancillary Contra Allowance
		RE31	Non-Operating
		RE32	Recovery
		RE33	Public Grants
		RE34	Recruitment & Retention
		RE35	Disadvantaged Facilities
		RE36	Interfund Revenues
		RE99	Balancing Tool





**01 - LEGISLATURE**

**2025 ADOPTED BUDGET**

<b>DEPARTMENT BUDGET SUMMARY</b>			<b>\$ AMOUNT</b>	<b>% OF DEPT. TOTAL</b>
<b>APPROPRIATIONS</b>				
.1 Personal Services	\$	318,608		17.27%
.2 Equipment		-		0.00%
.4 Contractual		1,454,245		78.82%
.8 Employee Benefits		72,140		3.91%
<b>TOTAL</b>	\$	1,844,993		100.00%
<b>REVENUES</b>				
Local Sources	\$	-		0.00%
State Aid		696,920		37.77%
Federal Aid		-		0.00%
Transfers		-		0.00%
<b>TOTAL</b>	\$	696,920		37.77%
<b>DEPARTMENT LOCAL SHARE:</b>	\$	1,148,073		62.23%
<b>DEPT.'S LOCAL SHARE AS % OF TOTAL LEVY:</b>				1.57%
<b>DEPT.'S PORTION OF COUNTY FULL VALUE RATE</b>				\$0.105
<b>NUMBER OF EMPLOYEES IN DEPARTMENT:</b>				21.49

<b>DEPARTMENT ACCOUNT SUMMARY</b>		<b>% OF DEPT.'S LOCAL SHARE</b>
A.1010.----.	Legislative Board	22.65%
A.1040.----.	Clerk, Legislative Board	16.94%
A.1162.1120.	Conflict Administration	0.00%
A.1162.COUN	Assigned Council	60.41%
A.1320.----.	Internal Audit	0
<b>TOTAL</b>		100.00%

# LEGISLATIVE

	2023 ACTUAL AMOUNT	2024 ADOPTED BUDGET	2024 AMENDED BUDGET	2025 ADOPTED BUDGET
<b>A-1010 - General Fund-LEGISLATIVE BOARD</b>				
<b>Expenses</b>				
EX01 - Personal Services	193,135	193,302	193,302	187,605.00
EX02 - Equipment	0	0	0	0.00
EX04 - Contractual	47,056	48,757	48,757	48,601.00
EX08 - Employee Benefits	23,344	24,640	24,640	23,879.00
<b>Expenses Total</b>	<b>263,536</b>	<b>266,699</b>	<b>266,699</b>	<b>260,085.00</b>
<b>A-1010 - General Fund-LEGISLATIVE BOARD Total</b>	<b>263,536</b>	<b>266,699</b>	<b>266,699</b>	<b>260,085.00</b>
<b>A-1040 - General Fund-CLERK, LEGISLATIVE BOARD</b>				
<b>Revenue</b>				
RE19 - Miscellaneous	0	0	0	0.00
RE20 - New York State Aid	0	0	0	0.00
<b>Revenue Total</b>	<b>0</b>	<b>0</b>	<b>0</b>	<b>0.00</b>
<b>Expenses</b>				
EX01 - Personal Services	98,829	135,410	135,410	129,996.00
EX02 - Equipment	0	0	0	0.00
EX04 - Contractual	10,087	10,915	10,915	16,595.00
EX08 - Employee Benefits	61,387	48,158	48,158	47,891.00
<b>Expenses Total</b>	<b>170,303</b>	<b>194,483</b>	<b>194,483</b>	<b>194,482.00</b>
<b>A-1040 - General Fund-CLERK, LEGISLATIVE BOARD Total</b>	<b>170,303</b>	<b>194,483</b>	<b>194,483</b>	<b>194,482.00</b>
<b>A-1162-1120 - General Fund-UNIFIED COURT COSTS-CONFLICT ADMINISTRATION</b>				
<b>Revenue</b>				
RE20 - New York State Aid	-123,958	-807,903	-807,903	(440,420.00)
<b>Revenue Total</b>	<b>-123,958</b>	<b>-807,903</b>	<b>-807,903</b>	<b>(440,420.00)</b>
<b>Expenses</b>				
EX01 - Personal Services	1,224	1,261	1,261	1,007.00
EX04 - Contractual	961,142	1,838,139	1,838,139	439,049.00
EX08 - Employee Benefits	95	100	100	370.00
<b>Expenses Total</b>	<b>962,461</b>	<b>1,839,500</b>	<b>1,839,500</b>	<b>440,426.00</b>
<b>A-1162-1120 - General Fund-UNIFIED COURT COSTS-CONFLICT ADMINISTRATION Total</b>	<b>838,503</b>	<b>1,031,597</b>	<b>1,031,597</b>	<b>6.00</b>

# LEGISLATIVE

	2023 ACTUAL AMOUNT	2024 ADOPTED BUDGET	2024 AMENDED BUDGET	2025 ADOPTED BUDGET
<b>A-1162-COUN - General Fund-UNIFIED COURT COSTS-ASSIGNED COUNCIL</b>				
<b>Revenue</b>				
RE20 - New York State Aid	0	0	0	(256,500.00)
<b>Revenue Total</b>	<b>0</b>	<b>0</b>	<b>0</b>	<b>(256,500.00)</b>
<b>Expenses</b>				
EX04 - Contractual	0	0	0	950,000.00
<b>Expenses Total</b>	<b>0</b>	<b>0</b>	<b>0</b>	<b>950,000.00</b>
<b>A-1162-COUN - General Fund-UNIFIED COURT COSTS-ASSIGNED COUNCIL Total</b>	<b>0</b>	<b>0</b>	<b>0</b>	<b>693,500.00</b>
<b>LOCAL SHARE TOTAL</b>	<b>1,272,342</b>	<b>1,492,779</b>	<b>1,492,779</b>	<b>1,148,073</b>

**2025 ADOPTED BUDGET  
PERSONNEL ANALYSIS  
POSITION COUNT SUMMARY**

DEPT #	DEPARTMENT	2024 Adopted FTE	2025 Tentative FTE	Inc / (Dec) from prior year FTE
01	A-1010 - LEGISLATIVE BOARD	19.12	19.02	-0.10
	A-1040 - CLERK, LEGISLATIVE BOARD	2.49	2.45	-0.04
	A-1162-1120 - CONFLICT ADMINISTRATION	<u>0.03</u>	<u>0.02</u>	<u>-0.01</u>
	<b>TOTAL LEGISLATURE</b>	<b>21.64</b>	<b>21.49</b>	<b>-0.15</b>





02 - UNIFIED COURTS

2025 ADOPTED BUDGET

DEPARTMENT BUDGET SUMMARY	\$ AMOUNT	% OF DEPT. TOTAL
<b>APPROPRIATIONS</b>		
.1 Personal Services	\$ -	0.00%
.2 Equipment	-	0.00%
.4 Contractual	41,454	100.00%
.8 Employee Benefits	-	0.00%
<b>TOTAL</b>	<b>\$ 41,454</b>	<b>100.00%</b>
<b>REVENUES</b>		
Local Sources	\$ -	0.00%
State Aid	261,372	630.51%
Federal Aid	-	0.00%
Transfers	-	0.00%
<b>TOTAL</b>	<b>\$ 261,372</b>	<b>630.51%</b>
<b>DEPARTMENT LOCAL SHARE:</b>	<b>\$ (219,918)</b>	<b>-530.51%</b>
<b>DEPT.'S LOCAL SHARE AS % OF TOTAL LEVY:</b>		-0.30%
<b>DEPT.'S PORTION OF COUNTY FULL VALUE RATE:</b>		(\$0.020)
<b>NUMBER OF EMPLOYEES IN DEPARTMENT:</b>		0.00

DEPARTMENT ACCOUNT SUMMARY		% OF DEPT.'S LOCAL SHARE
A.1162.1125.	Indigent Services-Child Custody	0.00%
A.1162.1135.	Supreme Court	-6.82%
A.1162.1140.	Family Court	-7.72%
A.1162.1145.	Surrogate Court	-2.25%
A.1162.1160.	Court Library	-0.47%
A.1162.1180.	Justices & Constables	-1.59%
A.1162.9999.	Miscellaneous	118.85%
<b>TOTAL</b>		<b>100.00%</b>

# UNIFIED COURTS

	2023 ACTUAL AMOUNT	2024 ADOPTED BUDGET	2024 AMENDED BUDGET	2025 ADOPTED BUDGET
<b>A-1162-1125 - General Fund-UNIFIED COURT COSTS-INDIGENT SERVICES-CHILD CUSTODY</b>				
<b>Expenses</b>				
EX04 - Contractual	139,792	204,000	204,000	0.00
<b>Expenses Total</b>	<b>139,792</b>	<b>204,000</b>	<b>204,000</b>	<b>0.00</b>
<b>A-1162-1125 - General Fund-UNIFIED COURT COSTS-INDIGENT SERVICES-CHILD CUSTO</b>	<b>139,792</b>	<b>204,000</b>	<b>204,000</b>	<b>0.00</b>
<b>A-1162-1135 - General Fund-UNIFIED COURT COSTS-SUPREME COURT</b>				
<b>Expenses</b>				
EX04 - Contractual	12,006	12,544	12,544	15,004.00
<b>Expenses Total</b>	<b>12,006</b>	<b>12,544</b>	<b>12,544</b>	<b>15,004.00</b>
<b>A-1162-1135 - General Fund-UNIFIED COURT COSTS-SUPREME COURT Total</b>	<b>12,006</b>	<b>12,544</b>	<b>12,544</b>	<b>15,004.00</b>
<b>A-1162-1140 - General Fund-UNIFIED COURT COSTS-FAMILY COURT</b>				
<b>Expenses</b>				
EX04 - Contractual	18,490	19,648	19,648	16,976.00
<b>Expenses Total</b>	<b>18,490</b>	<b>19,648</b>	<b>19,648</b>	<b>16,976.00</b>
<b>A-1162-1140 - General Fund-UNIFIED COURT COSTS-FAMILY COURT Total</b>	<b>18,490</b>	<b>19,648</b>	<b>19,648</b>	<b>16,976.00</b>
<b>A-1162-1145 - General Fund-UNIFIED COURT COSTS-SURROGATE COURT</b>				
<b>Expenses</b>				
EX04 - Contractual	3,894	4,137	4,137	4,949.00
<b>Expenses Total</b>	<b>3,894</b>	<b>4,137</b>	<b>4,137</b>	<b>4,949.00</b>
<b>A-1162-1145 - General Fund-UNIFIED COURT COSTS-SURROGATE COURT Total</b>	<b>3,894</b>	<b>4,137</b>	<b>4,137</b>	<b>4,949.00</b>
<b>A-1162-1160 - General Fund-UNIFIED COURT COSTS-COURT LIBRARY</b>				
<b>Revenue</b>				
RE20 - New York State Aid	0	0	0	0.00
<b>Revenue Total</b>	<b>0</b>	<b>0</b>	<b>0</b>	<b>0.00</b>
<b>Expenses</b>				
EX04 - Contractual	807	857	857	1,025.00
<b>Expenses Total</b>	<b>807</b>	<b>857</b>	<b>857</b>	<b>1,025.00</b>

# UNIFIED COURTS

	2023 ACTUAL AMOUNT	2024 ADOPTED BUDGET	2024 AMENDED BUDGET	2025 ADOPTED BUDGET
<b>A-1162-1160 - General Fund-UNIFIED COURT COSTS-COURT LIBRARY Total</b>	<b>807</b>	<b>857</b>	<b>857</b>	<b>1,025.00</b>
<b>A-1162-1180 - General Fund-UNIFIED COURT COSTS-JUSTICES &amp; CONSTABLES</b>				
<b>Expenses</b>				
EX04 - Contractual	3,280	3,500	3,500	3,500.00
<b>Expenses Total</b>	<b>3,280</b>	<b>3,500</b>	<b>3,500</b>	<b>3,500.00</b>
<b>A-1162-1180 - General Fund-UNIFIED COURT COSTS-JUSTICES &amp; CONSTABLES Total</b>	<b>3,280</b>	<b>3,500</b>	<b>3,500</b>	<b>3,500.00</b>
<b>A-1162-9999 - General Fund-UNIFIED COURT COSTS-MISCELLANEOUS</b>				
<b>Revenue</b>				
RE20 - New York State Aid	-236,017	-242,456	-242,456	(261,372.00)
<b>Revenue Total</b>	<b>-236,017</b>	<b>-242,456</b>	<b>-242,456</b>	<b>(261,372.00)</b>
<b>Expenses</b>				
EX04 - Contractual	24,933	0	0	0.00
<b>Expenses Total</b>	<b>24,933</b>	<b>0</b>	<b>0</b>	<b>0.00</b>
<b>A-1162-9999 - General Fund-UNIFIED COURT COSTS-MISCELLANEOUS Total</b>	<b>-211,084</b>	<b>-242,456</b>	<b>-242,456</b>	<b>(261,372.00)</b>
<b>LOCAL SHARE TOTAL</b>	<b>-32,816</b>	<b>2,230</b>	<b>2,230</b>	<b>-219,918</b>





03 - DISTRICT ATTORNEY

2025 ADOPTED BUDGET

DEPARTMENT BUDGET SUMMARY	\$ AMOUNT % OF DEPT. TOTAL	
<b>APPROPRIATIONS</b>		
.1 Personal Services	\$ 2,993,844	66.10%
.2 Equipment	8,400	0.19%
.4 Contractual	286,737	6.33%
.8 Employee Benefits	1,240,443	27.39%
<b>TOTAL</b>	<b>\$ 4,529,424</b>	<b>100.00%</b>
<b>REVENUES</b>		
Local Sources	\$ -	0.00%
State Aid	1,763,359	38.93%
Federal Aid	-	0.00%
Transfers	-	0.00%
<b>TOTAL</b>	<b>\$ 1,763,359</b>	<b>38.93%</b>
<b>DEPARTMENT LOCAL SHARE:</b>	<b>\$ 2,766,065</b>	<b>61.07%</b>
<b>DEPT.'S LOCAL SHARE AS % OF TOTAL LEVY:</b>		3.78%
<b>DEPT.'S PORTION OF COUNTY FULL VALUE RATE:</b>		\$0.253
<b>NUMBER OF EMPLOYEES IN DEPARTMENT:</b>		37.85

DEPARTMENT ACCOUNT SUMMARY		% OF DEPT.'S LOCAL SHARE
A.1165.----.	District Attorney	100.00%
A.1165.1169.	Crime Victims	0.00%
<b>TOTAL</b>		<b>100.00%</b>

# DISTRICT ATTORNEY

	2023 ACTUAL AMOUNT	2024 ADOPTED BUDGET	2024 AMENDED BUDGET	2025 ADOPTED BUDGET
<b>A-1165 - General Fund-DISTRICT ATTORNEY</b>				
<b>Revenue</b>				
RE13 - Departmental Income	0	0	0	0.00
RE14 - Shared Services	0	0	0	0.00
RE17 - Fines & Forfeitures	0	0	0	0.00
RE18 - Sale Of Property/Compensa	0	0	0	0.00
RE19 - Miscellaneous	0	0	0	0.00
RE20 - New York State Aid	-1,188,105	-971,782	-1,202,521	(1,763,359.00)
RE21 - Federal Aid	0	0	0	0.00
<b>Revenue Total</b>	<b>-1,188,105</b>	<b>-971,782</b>	<b>-1,202,521</b>	<b>(1,763,359.00)</b>
<b>Expenses</b>				
EX01 - Personal Services	2,071,337	2,361,068	2,398,315	2,993,844.00
EX02 - Equipment	5,744	2,600	8,208	8,400.00
EX04 - Contractual	304,168	246,647	403,072	286,737.00
EX08 - Employee Benefits	815,647	955,324	986,816	1,240,443.00
<b>Expenses Total</b>	<b>3,196,897</b>	<b>3,565,639</b>	<b>3,796,411</b>	<b>4,529,424.00</b>
<b>A-1165 - General Fund-DISTRICT ATTORNEY Total</b>	<b>2,008,792</b>	<b>2,593,857</b>	<b>2,593,890</b>	<b>2,766,065.00</b>
<b>LOCAL SHARE TOTAL</b>	<b>2,008,792</b>	<b>2,593,857</b>	<b>2,593,890</b>	<b>2,766,065</b>



2025 ADOPTED BUDGET  
PERSONNEL ANALYSIS  
POSITION COUNT SUMMARY

DEPT #	DEPARTMENT	2024 Adopted  FTE	2025 Tentative  FTE	Inc / (Dec) from prior year FTE
03	A-1165 - DISTRICT ATTORNEY DISTRICT ATTORNEY	33.51	37.85	4.34
		<b>33.51</b>	<b>37.85</b>	<b>4.34</b>





05 - COUNTY CLERK

2025 ADOPTED BUDGET

DEPARTMENT BUDGET SUMMARY	\$ AMOUNT % OF DEPT. TOTAL	
<b>APPROPRIATIONS</b>		
.1 Personal Services	\$ 1,281,403	54.06%
.2 Equipment	-	0.00%
.4 Contractual	300,124	12.66%
.8 Employee Benefits	789,004	33.28%
<b>TOTAL</b>	<b>\$ 2,370,531</b>	<b>100.00%</b>
<b>REVENUES</b>		
Local Sources	\$ 2,351,208	99.18%
State Aid	8,000	0.34%
Federal Aid	-	0.00%
Transfers	-	0.00%
<b>TOTAL</b>	<b>\$ 2,359,208</b>	<b>99.52%</b>
<b>DEPARTMENT LOCAL SHARE:</b>	<b>\$ 11,323</b>	<b>0.48%</b>
<b>DEPT.'S LOCAL SHARE AS % OF TOTAL LEVY:</b>		0.02%
<b>DEPT.'S PORTION OF COUNTY FULL VALUE RATE:</b>		\$0.001

<b>NUMBER OF EMPLOYEES IN DEPARTMENT:</b>	27.49
---	-------

DEPARTMENT ACCOUNT SUMMARY		% OF DEPT.'S LOCAL SHARE
A.1410.----.	County Clerk	-1475.62%
A.1410.1411.	Motor Vehicles	1239.22%
A.1460.----.	Records Management	0.00%
A.6610.----.	Weights & Measures	336.39%
A.7510.----.	Historian	0.00%
<b>TOTAL</b>		<b>100.00%</b>

# COUNTY CLERK

	2023 ACTUAL AMOUNT	2024 ADOPTED BUDGET	2024 AMENDED BUDGET	2025 ADOPTED BUDGET
<b>A-1410 - General Fund-COUNTY CLERK</b>				
<b>Revenue</b>				
RE13 - Departmental Income	-1,040,822	-1,116,100	-1,116,100	(1,116,100.00)
RE14 - Shared Services	0	0	0	0.00
RE15 - Use Of Money & Property	0	0	0	0.00
RE18 - Sale Of Property/Compensa	0	0	0	0.00
RE19 - Miscellaneous	0	0	0	0.00
RE20 - New York State Aid	0	0	0	0.00
RE21 - Federal Aid	0	0	-262,507	0.00
<b>Revenue Total</b>	<b>-1,040,822</b>	<b>-1,116,100</b>	<b>-1,378,607</b>	<b>(1,116,100.00)</b>
<b>Expenses</b>				
EX01 - Personal Services	334,611	455,747	454,747	460,211.00
EX02 - Equipment	0	0	0	0.00
EX04 - Contractual	266,315	206,925	473,432	217,603.00
EX08 - Employee Benefits	193,249	260,624	260,624	271,202.00
<b>Expenses Total</b>	<b>794,176</b>	<b>923,296</b>	<b>1,188,803</b>	<b>949,016.00</b>
<b>A-1410 - General Fund-COUNTY CLERK Total</b>	<b>-246,646</b>	<b>-192,804</b>	<b>-189,804</b>	<b>(167,084.00)</b>
<b>A-1410-1411 - General Fund-COUNTY CLERK-MOTOR VEHICLES</b>				
<b>Revenue</b>				
RE13 - Departmental Income	-862,296	-1,082,108	-1,082,108	(1,082,108.00)
RE15 - Use Of Money & Property	0	0	0	0.00
RE19 - Miscellaneous	0	0	0	0.00
RE20 - New York State Aid	0	0	0	0.00
RE21 - Federal Aid	0	0	0	0.00
<b>Revenue Total</b>	<b>-862,296</b>	<b>-1,082,108</b>	<b>-1,082,108</b>	<b>(1,082,108.00)</b>
<b>Expenses</b>				
EX01 - Personal Services	641,642	696,678	696,678	716,809.00
EX02 - Equipment	7,798	0	0	0.00
EX04 - Contractual	33,131	39,351	39,785	44,657.00
EX08 - Employee Benefits	437,027	458,185	458,185	460,959.00
<b>Expenses Total</b>	<b>1,119,598</b>	<b>1,194,214</b>	<b>1,194,648</b>	<b>1,222,425.00</b>
<b>A-1410-1411 - General Fund-COUNTY CLERK-MOTOR VEHICLES Total</b>	<b>257,302</b>	<b>112,106</b>	<b>112,540</b>	<b>140,317.00</b>

# COUNTY CLERK

	2023 ACTUAL AMOUNT	2024 ADOPTED BUDGET	2024 AMENDED BUDGET	2025 ADOPTED BUDGET
<b>A-1460 - General Fund-RECORDS MANAGEMENT</b>				
<b>Revenue</b>				
RE14 - Shared Services	0	0	0	0.00
RE19 - Miscellaneous	0	0	0	0.00
RE20 - New York State Aid	0	0	0	0.00
RE21 - Federal Aid	-2,643	0	0	0.00
<b>Revenue Total</b>	<b>-2,643</b>	<b>0</b>	<b>0</b>	<b>0.00</b>
<b>Expenses</b>				
EX01 - Personal Services	68,900	0	0	0.00
EX02 - Equipment	8,215	0	0	0.00
EX04 - Contractual	24,632	0	0	0.00
EX08 - Employee Benefits	40,708	0	0	0.00
<b>Expenses Total</b>	<b>142,455</b>	<b>0</b>	<b>0</b>	<b>0.00</b>
<b>A-1460 - General Fund-RECORDS MANAGEMENT Total</b>	<b>139,812</b>	<b>0</b>	<b>0</b>	<b>0.00</b>
<b>A-6610 - General Fund-WEIGHTS &amp; MEASURES</b>				
<b>Revenue</b>				
RE13 - Departmental Income	-133,795	-153,000	-153,000	(153,000.00)
RE17 - Fines & Forfeitures	-1,000	0	0	0.00
RE20 - New York State Aid	-5,348	-4,500	-4,500	(8,000.00)
<b>Revenue Total</b>	<b>-140,143</b>	<b>-157,500</b>	<b>-157,500</b>	<b>(161,000.00)</b>
<b>Expenses</b>				
EX01 - Personal Services	102,836	100,051	100,051	104,383.00
EX02 - Equipment	2,112	0	0	0.00
EX04 - Contractual	17,398	26,405	26,405	37,864.00
EX08 - Employee Benefits	52,208	53,154	53,154	56,843.00
<b>Expenses Total</b>	<b>174,554</b>	<b>179,610</b>	<b>179,610</b>	<b>199,090.00</b>
<b>A-6610 - General Fund-WEIGHTS &amp; MEASURES Total</b>	<b>34,411</b>	<b>22,110</b>	<b>22,110</b>	<b>38,090.00</b>
<b>LOCAL SHARE TOTAL</b>	<b>184,880</b>	<b>-58,588</b>	<b>-55,154</b>	<b>11,323</b>

**2025 ADOPTED BUDGET  
PERSONNEL ANALYSIS  
POSITION COUNT SUMMARY**

DEPT #	DEPARTMENT	2024 Adopted  FTE	2025 Tentative  FTE	Inc / (Dec) from prior year FTE
<b>05</b>	A-1410 - COUNTY CLERK	9.00	9.00	0.00
	A-1410-1411 - COUNTY CLERK-MOTOR VEHICLES	16.00	16.49	0.49
	A-6610 - WEIGHTS & MEASURES	<u>2.00</u>	<u>2.00</u>	<u>0.00</u>
	<b>COUNTY CLERK</b>	<b>27.00</b>	<b>27.49</b>	<b>0.49</b>





DEPARTMENT BUDGET SUMMARY	\$ AMOUNT	% OF DEPT. TOTAL
<b>APPROPRIATIONS</b>		
.1 Personal Services	\$ 18,782,339	55.68%
.2 Equipment	254,423	0.75%
.4 Contractual	4,579,596	13.58%
.8 Employee Benefits	10,116,678	29.99%
<b>TOTAL</b>	<b>\$ 33,733,036</b>	<b>100.00%</b>
<b>REVENUES</b>		
Local Sources	\$ 4,290,041	12.72%
State Aid	1,552,898	4.60%
Federal Aid	1,131,005	3.35%
Transfers	-	0.00%
<b>TOTAL</b>	<b>\$ 6,973,944</b>	<b>20.67%</b>
<b>DEPARTMENT LOCAL SHARE:</b>	<b>\$ 26,759,092</b>	<b>79.33%</b>
<b>DEPT.'S LOCAL SHARE AS % OF TOTAL LEVY:</b>		<b>36.53%</b>
<b>DEPT.'S PORTION OF COUNTY FULL VALUE RATE:</b>		<b>\$2.449</b>

<b>NUMBER OF EMPLOYEES IN DEPARTMENT:</b>	<b>251.65</b>
---	---------------

DEPARTMENT ACCOUNT SUMMARY		% OF DEPT.'S LOCAL SHARE
A.1162.1110.	Court Officers	-0.27%
A.3020.DISP.	Consolidated Dispatching	11.95%
A.3020.E911.	E911 System	0.00%
A.3020.PSCN.	Public Safety Communications Network	0.25%
A.3020.TECH.	Technical Services	1.61%
A.3020.W911.	E911 Wireless	0.00%
A.3110.----	Sheriff	35.53%
A.3110.3114.	Pistol Permit	0.23%
A.3110.GRNT.	Sheriff Grants	0.00%
A.3150.----	Jail	48.56%
A.3189.3111.	Navigation/Snowmobile	1.59%
A.3315.----	Stop DWI	0.53%
<b>TOTAL</b>		<b>100.00%</b>

**SHERIFF**

	2023 ACTUAL AMOUNT	2024 ADOPTED BUDGET	2024 AMENDED BUDGET	2025 ADOPTED BUDGET
<b>A-1162-1110 - General Fund-UNIFIED COURT COSTS-COURT OFFICERS</b>				
<b>Revenue</b>				
RE14 - Shared Services	-193,482	-194,100	-194,100	(194,000.00)
RE19 - Miscellaneous	0	0	0	0.00
RE20 - New York State Aid	-818,768	-1,220,930	-1,220,930	(1,216,248.00)
<b>Revenue Total</b>	<b>-1,012,250</b>	<b>-1,415,030</b>	<b>-1,415,030</b>	<b>(1,410,248.00)</b>
<b>Expenses</b>				
EX01 - Personal Services	755,603	1,068,275	1,068,275	987,800.00
EX02 - Equipment	0	0	0	0.00
EX04 - Contractual	7,907	7,103	7,103	9,089.00
EX08 - Employee Benefits	217,693	335,207	335,207	342,394.00
<b>Expenses Total</b>	<b>981,203</b>	<b>1,410,585</b>	<b>1,410,585</b>	<b>1,339,283.00</b>
<b>A-1162-1110 - General Fund-UNIFIED COURT COSTS-COURT OFFICERS Total</b>	<b>-31,047</b>	<b>-4,445</b>	<b>-4,445</b>	<b>(70,965.00)</b>
<b>A-3020-DISP - General Fund-PUBL SAFETY COMMUNICATION-CONSOLIDATED DISPATCHING</b>				
<b>Revenue</b>				
RE13 - Departmental Income	-8,215	-8,500	-8,500	(8,500.00)
RE14 - Shared Services	0	0	0	0.00
RE15 - Use Of Money & Property	0	0	0	0.00
RE18 - Sale Of Property/Compensa	0	0	0	0.00
RE19 - Miscellaneous	0	0	0	0.00
RE20 - New York State Aid	0	0	0	0.00
RE21 - Federal Aid	-342,144	0	0	0.00
<b>Revenue Total</b>	<b>-350,359</b>	<b>-8,500</b>	<b>-8,500</b>	<b>(8,500.00)</b>
<b>Expenses</b>				
EX01 - Personal Services	1,817,250	1,911,990	1,911,990	2,048,377.00
EX02 - Equipment	342,144	0	0	0.00
EX04 - Contractual	19,921	13,541	13,541	14,990.00
EX08 - Employee Benefits	938,424	1,065,320	1,065,320	1,143,753.00
<b>Expenses Total</b>	<b>3,117,739</b>	<b>2,990,851</b>	<b>2,990,851</b>	<b>3,207,120.00</b>
<b>A-3020-DISP - General Fund-PUBL SAFETY COMMUNICATION-CONSOLIDATED DISPAT</b>	<b>2,767,380</b>	<b>2,982,351</b>	<b>2,982,351</b>	<b>3,198,620.00</b>
<b>A-3020-E911 - General Fund-PUBL SAFETY COMMUNICATION-E911 SYSTEM</b>				

Fund: A GENERAL FUND

**SHERIFF**

	2023 ACTUAL AMOUNT	2024 ADOPTED BUDGET	2024 AMENDED BUDGET	2025 ADOPTED BUDGET
<b>Revenue</b>				
RE11 - Non Property Tax Items	-143,668	-153,576	-153,576	(147,232.00)
RE14 - Shared Services	-1,180	0	0	0.00
RE15 - Use Of Money & Property	-9,696	-1,954	-1,954	(4,648.00)
RE19 - Miscellaneous	0	0	0	0.00
RE20 - New York State Aid	0	0	0	0.00
RE21 - Federal Aid	0	0	0	0.00
<b>Revenue Total</b>	<b>-154,544</b>	<b>-155,530</b>	<b>-155,530</b>	<b>(151,880.00)</b>
<b>Expenses</b>				
EX01 - Personal Services	0	0	0	0.00
EX02 - Equipment	13,359	0	0	0.00
EX04 - Contractual	161,353	155,530	155,530	151,880.00
EX08 - Employee Benefits	0	0	0	0.00
<b>Expenses Total</b>	<b>174,712</b>	<b>155,530</b>	<b>155,530</b>	<b>151,880.00</b>
<b>A-3020-E911 - General Fund-PUBL SAFETY COMMUNICATION-E911 SYSTEM Total</b>	<b>20,168</b>	<b>0</b>	<b>0</b>	<b>0.00</b>
<b>A-3020-PSCN - General Fund-PUBL SAFETY COMMUNICATION-PUB SFTY COMMUNICATIONS NETWORK</b>				
<b>Revenue</b>				
RE15 - Use Of Money & Property	-88,362	-89,365	-89,365	(101,584.00)
RE19 - Miscellaneous	0	0	0	0.00
RE21 - Federal Aid	0	0	0	0.00
<b>Revenue Total</b>	<b>-88,362</b>	<b>-89,365</b>	<b>-89,365</b>	<b>(101,584.00)</b>
<b>Expenses</b>				
EX01 - Personal Services	42,334	48,808	48,808	53,464.00
EX02 - Equipment	0	0	0	0.00
EX04 - Contractual	83,370	88,098	88,098	89,760.00
EX08 - Employee Benefits	25,498	34,948	34,948	26,105.00
<b>Expenses Total</b>	<b>151,202</b>	<b>171,854</b>	<b>171,854</b>	<b>169,329.00</b>
<b>A-3020-PSCN - General Fund-PUBL SAFETY COMMUNICATION-PUB SFTY COMMUNIC/A</b>	<b>62,840</b>	<b>82,489</b>	<b>82,489</b>	<b>67,745.00</b>
<b>A-3020-TECH - General Fund-PUBL SAFETY COMMUNICATION-TECHNICAL SERVICES</b>				
<b>Revenue</b>				
RE10 - Real Property Taxes	0	0	0	0.00

Fund: A GENERAL FUND

**SHERIFF**

	2023 ACTUAL AMOUNT	2024 ADOPTED BUDGET	2024 AMENDED BUDGET	2025 ADOPTED BUDGET
RE11 - Non Property Tax Items	-79,131	-30,000	-30,000	(36,000.00)
RE13 - Departmental Income	-12,176	-15,000	-15,000	(15,000.00)
RE14 - Shared Services	0	0	0	0.00
RE15 - Use Of Money & Property	0	0	0	0.00
RE18 - Sale Of Property/Compensa	0	0	0	0.00
RE19 - Miscellaneous	0	0	0	0.00
RE20 - New York State Aid	0	0	0	0.00
RE21 - Federal Aid	0	0	0	0.00
<b>Revenue Total</b>	<b>-91,307</b>	<b>-45,000</b>	<b>-45,000</b>	<b>(51,000.00)</b>
<b>Expenses</b>				
EX01 - Personal Services	227,031	247,726	247,726	266,166.00
EX02 - Equipment	0	0	0	0.00
EX04 - Contractual	32,202	40,688	42,402	40,926.00
EX08 - Employee Benefits	150,374	160,302	160,302	175,031.00
<b>Expenses Total</b>	<b>409,607</b>	<b>448,716</b>	<b>450,430</b>	<b>482,123.00</b>
<b>A-3020-TECH - General Fund-PUBL SAFETY COMMUNICATION-TECHNICAL SERVICES T</b>	<b>318,300</b>	<b>403,716</b>	<b>405,430</b>	<b>431,123.00</b>
<b>A-3020-W911 - General Fund-PUBL SAFETY COMMUNICATION-E911 WIRELESS</b>				
<b>Revenue</b>				
RE11 - Non Property Tax Items	-354,925	-242,219	-242,219	(212,937.00)
RE14 - Shared Services	-3,660	0	0	0.00
RE15 - Use Of Money & Property	-36,103	-7,344	-7,344	(14,132.00)
RE18 - Sale Of Property/Compensa	0	0	0	0.00
RE20 - New York State Aid	0	0	0	0.00
<b>Revenue Total</b>	<b>-394,687</b>	<b>-249,563</b>	<b>-249,563</b>	<b>(227,069.00)</b>
<b>Expenses</b>				
EX01 - Personal Services	0	0	0	0.00
EX02 - Equipment	0	0	0	0.00
EX04 - Contractual	686,867	249,563	252,420	227,069.00
EX08 - Employee Benefits	0	0	0	0.00
<b>Expenses Total</b>	<b>686,867</b>	<b>249,563</b>	<b>252,420</b>	<b>227,069.00</b>
<b>A-3020-W911 - General Fund-PUBL SAFETY COMMUNICATION-E911 WIRELESS Total</b>	<b>292,180</b>	<b>0</b>	<b>2,857</b>	<b>0.00</b>

**SHERIFF**

	2023 ACTUAL AMOUNT	2024 ADOPTED BUDGET	2024 AMENDED BUDGET	2025 ADOPTED BUDGET
<b>A-3110 - General Fund-SHERIFF</b>				
<b>Revenue</b>				
RE13 - Departmental Income	-207,543	-220,000	-220,000	(200,000.00)
RE14 - Shared Services	-1,367,407	-1,464,592	-1,461,511	(1,420,658.00)
RE15 - Use Of Money & Property	-653	0	0	0.00
RE17 - Fines & Forfeitures	-211	-500	-500	(500.00)
RE18 - Sale Of Property/Compensa	-134,086	-90,000	-90,000	(90,000.00)
RE19 - Miscellaneous	-6,239	-6,000	-6,000	(6,000.00)
RE20 - New York State Aid	0	0	0	0.00
RE21 - Federal Aid	-426,025	0	-181,147	0.00
RE36 - Interfund Revenues	0	0	0	0.00
<b>Revenue Total</b>	<b>-2,142,164</b>	<b>-1,781,092</b>	<b>-1,959,158</b>	<b>(1,717,158.00)</b>
<b>Expenses</b>				
EX01 - Personal Services	5,162,884	5,369,199	5,389,134	5,653,962.00
EX02 - Equipment	388,241	0	0	150,000.00
EX04 - Contractual	1,469,147	1,675,545	1,871,847	1,762,894.00
EX08 - Employee Benefits	3,188,536	3,335,183	3,302,167	3,657,816.00
<b>Expenses Total</b>	<b>10,208,808</b>	<b>10,379,927</b>	<b>10,563,148</b>	<b>11,224,672.00</b>
<b>A-3110 - General Fund-SHERIFF Total</b>	<b>8,066,643</b>	<b>8,598,835</b>	<b>8,603,990</b>	<b>9,507,514.00</b>
<b>A-3110-3114 - General Fund-SHERIFF-PISTOL PERMIT</b>				
<b>Revenue</b>				
RE16 - Licenses & Permits	-26,622	-40,000	-40,000	(30,000.00)
RE19 - Miscellaneous	0	0	0	0.00
<b>Revenue Total</b>	<b>-26,622</b>	<b>-40,000</b>	<b>-40,000</b>	<b>(30,000.00)</b>
<b>Expenses</b>				
EX01 - Personal Services	76,570	72,098	72,098	57,535.00
EX02 - Equipment	0	0	0	0.00
EX04 - Contractual	6,398	8,399	9,133	8,541.00
EX08 - Employee Benefits	27,723	28,037	28,037	25,434.00
<b>Expenses Total</b>	<b>110,691</b>	<b>108,534</b>	<b>109,268</b>	<b>91,510.00</b>
<b>A-3110-3114 - General Fund-SHERIFF-PISTOL PERMIT Total</b>	<b>84,069</b>	<b>68,534</b>	<b>69,268</b>	<b>61,510.00</b>

Fund: A GENERAL FUND

**SHERIFF**

	2023 ACTUAL AMOUNT	2024 ADOPTED BUDGET	2024 AMENDED BUDGET	2025 ADOPTED BUDGET
<b>A-3110-GRNT - General Fund-SHERIFF-SHERIFF GRANTS</b>				
<b>Revenue</b>				
RE19 - Miscellaneous	0	0	0	0.00
RE20 - New York State Aid	-1,178,989	-239,569	-893,728	(256,300.00)
RE21 - Federal Aid	-556,686	-522,431	-839,231	(1,114,297.00)
<b>Revenue Total</b>	<b>-1,735,674</b>	<b>-762,000</b>	<b>-1,732,959</b>	<b>(1,370,597.00)</b>
<b>Expenses</b>				
EX01 - Personal Services	332,672	281,069	316,059	323,571.00
EX02 - Equipment	691,161	0	504,000	0.00
EX04 - Contractual	726,468	441,931	829,908	972,043.00
EX08 - Employee Benefits	51,015	39,000	82,992	74,983.00
<b>Expenses Total</b>	<b>1,801,316</b>	<b>762,000</b>	<b>1,732,959</b>	<b>1,370,597.00</b>
<b>A-3110-GRNT - General Fund-SHERIFF-SHERIFF GRANTS Total</b>	<b>65,642</b>	<b>0</b>	<b>0</b>	<b>0.00</b>
<b>A-3150 - General Fund-JAIL</b>				
<b>Revenue</b>				
RE13 - Departmental Income	-177,072	-120,000	-120,000	(120,000.00)
RE14 - Shared Services	-1,752,349	-1,551,728	-1,551,728	(1,573,850.00)
RE18 - Sale Of Property/Compensa	-7,313	0	0	0.00
RE19 - Miscellaneous	-56,501	-10,000	-10,000	(10,000.00)
RE20 - New York State Aid	0	0	0	0.00
RE21 - Federal Aid	-138,170	-5,000	-264,296	(16,708.00)
<b>Revenue Total</b>	<b>-2,131,405</b>	<b>-1,686,728</b>	<b>-1,946,024</b>	<b>(1,720,558.00)</b>
<b>Expenses</b>				
EX01 - Personal Services	7,652,520	8,551,399	8,551,399	8,996,806.00
EX02 - Equipment	0	0	210,722	104,423.00
EX04 - Contractual	1,222,397	1,087,571	1,143,184	1,148,932.00
EX08 - Employee Benefits	4,067,530	4,200,092	4,200,092	4,464,597.00
<b>Expenses Total</b>	<b>12,942,448</b>	<b>13,839,062</b>	<b>14,105,397</b>	<b>14,714,758.00</b>
<b>A-3150 - General Fund-JAIL Total</b>	<b>10,811,042</b>	<b>12,152,334</b>	<b>12,159,373</b>	<b>12,994,200.00</b>
<b>A-3189-3111 - General Fund-OTHER LAW ENFORCEMENT-NAVIGATION/SNOWMOBILE</b>				
<b>Revenue</b>				

Fund: A GENERAL FUND

**SHERIFF**

	2023 ACTUAL AMOUNT	2024 ADOPTED BUDGET	2024 AMENDED BUDGET	2025 ADOPTED BUDGET
RE11 - Non Property Tax Items	0	0	0	0.00
RE14 - Shared Services	0	0	0	0.00
RE18 - Sale Of Property/Compensa	-72,400	0	0	0.00
RE19 - Miscellaneous	0	0	0	0.00
RE20 - New York State Aid	-59,610	-77,500	-77,500	(77,500.00)
RE21 - Federal Aid	0	0	0	0.00
<b>Revenue Total</b>	<b>-132,010</b>	<b>-77,500</b>	<b>-77,500</b>	<b>(77,500.00)</b>
<b>Expenses</b>				
EX01 - Personal Services	240,290	282,205	282,205	280,838.00
EX02 - Equipment	0	0	0	0.00
EX04 - Contractual	53,782	78,901	79,050	72,744.00
EX08 - Employee Benefits	104,077	116,346	116,346	150,584.00
<b>Expenses Total</b>	<b>398,149</b>	<b>477,452</b>	<b>477,601</b>	<b>504,166.00</b>
<b>A-3189-3111 - General Fund-OTHER LAW ENFORCEMENT-NAVIGATION/SNOWMOBIL</b>	<b>266,139</b>	<b>399,952</b>	<b>400,101</b>	<b>426,666.00</b>
<b>A-3315 - General Fund-STOP DWI</b>				
<b>Revenue</b>				
RE13 - Departmental Income	-5,310	-5,000	-5,000	(5,000.00)
RE15 - Use Of Money & Property	0	0	0	0.00
RE17 - Fines & Forfeitures	-84,646	-150,000	-150,000	(100,000.00)
RE19 - Miscellaneous	0	0	0	0.00
RE20 - New York State Aid	-18,986	-2,850	-2,850	(2,850.00)
RE21 - Federal Aid	0	0	0	0.00
<b>Revenue Total</b>	<b>-108,942</b>	<b>-157,850</b>	<b>-157,850</b>	<b>(107,850.00)</b>
<b>Expenses</b>				
EX01 - Personal Services	115,713	115,482	115,482	113,820.00
EX02 - Equipment	0	0	0	0.00
EX04 - Contractual	48,918	80,582	80,582	80,728.00
EX08 - Employee Benefits	59,730	58,906	58,906	55,981.00
<b>Expenses Total</b>	<b>224,361</b>	<b>254,970</b>	<b>254,970</b>	<b>250,529.00</b>
<b>A-3315 - General Fund-STOP DWI Total</b>	<b>115,419</b>	<b>97,120</b>	<b>97,120</b>	<b>142,679.00</b>
<b>LOCAL SHARE TOTAL</b>	<b>22,838,776</b>	<b>24,780,886</b>	<b>24,798,534</b>	<b>26,759,092</b>

**2025 ADOPTED BUDGET  
PERSONNEL ANALYSIS  
POSITION COUNT SUMMARY**

DEPT #	DEPARTMENT	2024 Adopted  FTE	2025 Tentative  FTE	Inc / (Dec) from prior year FTE
<b>06</b>	A-1162-1110 - UNIFIED COURT COSTS-COURT OFFICERS	17.94	17.94	0.00
	A-3020-DISP - PUBLIC SAFETY COMMUNICATION-CONSOLIDATED DISPATCHING	27.96	27.96	0.00
	A-3020-PSCN - PUBLIC SAFETY COMMUNICATIONS NETWORK	1.00	1.00	0.00
	A-3020-TECH - PUBLIC SAFETY COMMUNICATION-TECHNICAL SERVICES	4.00	4.00	0.00
	A-3110 - SHERIFF	69.74	69.74	0.00
	A-3110-3114 - SHERIFF-PISTOL PERMIT	1.50	1.00	-0.50
	A-3150 - JAIL	124.17	124.55	0.38
	A-3189-3111 - OTHER LAW ENFORCEMENT-NAVIGATION/SNOWMOBILE	4.10	4.10	0.00
	A-3315 - STOP DWI	<u>1.37</u>	<u>1.36</u>	<u>-0.01</u>
	<b>SHERIFF</b>	<b>251.78</b>	<b>251.65</b>	<b>-0.13</b>





09 - COUNTY EXECUTIVE

2025 ADOPTED BUDGET

DEPARTMENT BUDGET SUMMARY	\$ AMOUNT	% OF DEPT. TOTAL
<b>APPROPRIATIONS</b>		
.1 Personal Services	\$ 367,175	60.38%
.2 Equipment	2,700	0.44%
.4 Contractual	62,887	10.34%
.8 Employee Benefits	175,378	28.84%
<b>TOTAL</b>	<b>\$ 608,140</b>	<b>100.00%</b>
<b>REVENUES</b>		
Local Sources	\$ 15,000	2.47%
State Aid	-	0.00%
Federal Aid	-	0.00%
Transfers	-	0.00%
<b>TOTAL</b>	<b>\$ 15,000</b>	<b>2.47%</b>
<b>DEPARTMENT LOCAL SHARE:</b>	<b>\$ 593,140</b>	<b>97.53%</b>
<b>DEPT.'S LOCAL SHARE AS % OF TOTAL LEVY:</b>		<b>0.81%</b>
<b>DEPT.'S PORTION OF COUNTY FULL VALUE RATE:</b>		<b>\$0.054</b>
<b>NUMBER OF EMPLOYEES IN DEPARTMENT:</b>		<b>5.49</b>

DEPARTMENT ACCOUNT SUMMARY	% OF DEPT.'S LOCAL SHARE
A.1230.----. County Executive	100.00%
<b>TOTAL</b>	<b>100.00%</b>

# COUNTY EXECUTIVE

	2023 ACTUAL AMOUNT	2024 ADOPTED BUDGET	2024 AMENDED BUDGET	2025 ADOPTED BUDGET
<b>A-1230 - General Fund-COUNTY EXECUTIVE</b>				
<b>Revenue</b>				
RE11 - Non Property Tax Items	0	-15,000	-15,000	(15,000.00)
RE13 - Departmental Income	0	0	0	0.00
RE17 - Fines & Forfeitures	0	0	0	0.00
RE19 - Miscellaneous	0	-900	-900	0.00
RE20 - New York State Aid	0	0	0	0.00
RE21 - Federal Aid	0	0	0	0.00
<b>Revenue Total</b>	<b>0</b>	<b>-15,900</b>	<b>-15,900</b>	<b>(15,000.00)</b>
<b>Expenses</b>				
EX01 - Personal Services	401,139	362,079	362,079	367,175.00
EX02 - Equipment	0	1,200	1,773	2,700.00
EX04 - Contractual	57,309	66,608	66,963	62,887.00
EX08 - Employee Benefits	206,029	173,995	173,995	175,378.00
<b>Expenses Total</b>	<b>664,478</b>	<b>603,882</b>	<b>604,810</b>	<b>608,140.00</b>
<b>A-1230 - General Fund-COUNTY EXECUTIVE Total</b>	<b>664,478</b>	<b>587,982</b>	<b>588,910</b>	<b>593,140.00</b>
<b>LOCAL SHARE TOTAL</b>	<b>664,478</b>	<b>587,982</b>	<b>588,910</b>	<b>593,140</b>

**2025 ADOPTED BUDGET  
PERSONNEL ANALYSIS  
POSITION COUNT SUMMARY**

DEPT #	DEPARTMENT	2024 Adopted  FTE	2025 Tentative  FTE	Inc / (Dec) from prior year FTE
09	A-1230 - COUNTY EXECUTIVE COUNTY EXECUTIVE	<u>5.50</u> 5.50	<u>5.49</u> 5.49	<u>-0.01</u> -0.01





11 - COUNTY ATTORNEY

2025 ADOPTED BUDGET

DEPARTMENT BUDGET SUMMARY	\$ AMOUNT	% OF DEPT. TOTAL
<b>APPROPRIATIONS</b>		
.1 Personal Services	\$ 879,678	59.91%
.2 Equipment	-	0.00%
.4 Contractual	216,039	14.71%
.8 Employee Benefits	372,724	25.38%
<b>TOTAL</b>	<b>\$ 1,468,441</b>	<b>100.00%</b>
<b>REVENUES</b>		
Local Sources	\$ 167,210	11.39%
State Aid	-	0.00%
Federal Aid	-	0.00%
Transfers	-	0.00%
<b>TOTAL</b>	<b>\$ 167,210</b>	<b>11.39%</b>
<b>DEPARTMENT LOCAL SHARE:</b>	<b>\$ 1,301,231</b>	<b>88.61%</b>
<b>DEPT.'S LOCAL SHARE AS % OF TOTAL LEVY:</b>		1.78%
<b>DEPT.'S PORTION OF COUNTY FULL VALUE RATE:</b>		\$0.119

<b>NUMBER OF EMPLOYEES IN DEPARTMENT:</b>	9.80
---	------

DEPARTMENT ACCOUNT SUMMARY	% OF DEPT.'S LOCAL SHARE
A.1420.----. County Attorney	100.00%
<b>TOTAL</b>	<b>100.00%</b>

# COUNTY ATTORNEY

	2023 ACTUAL AMOUNT	2024 ADOPTED BUDGET	2024 AMENDED BUDGET	2025 ADOPTED BUDGET
<b>A-1420 - General Fund-COUNTY ATTORNEY</b>				
<b>Revenue</b>				
RE13 - Departmental Income	-159,734	-163,565	-163,565	(167,210.00)
RE18 - Sale Of Property/Compensa	0	0	0	0.00
RE19 - Miscellaneous	0	0	0	0.00
<b>Revenue Total</b>	<b>-159,734</b>	<b>-163,565</b>	<b>-163,565</b>	<b>(167,210.00)</b>
<b>Expenses</b>				
EX01 - Personal Services	596,437	739,312	739,312	879,678.00
EX02 - Equipment	0	0	0	0.00
EX04 - Contractual	89,519	179,148	179,148	216,039.00
EX08 - Employee Benefits	252,092	315,949	315,949	372,724.00
<b>Expenses Total</b>	<b>938,049</b>	<b>1,234,409</b>	<b>1,234,409</b>	<b>1,468,441.00</b>
<b>A-1420 - General Fund-COUNTY ATTORNEY Total</b>	<b>778,315</b>	<b>1,070,844</b>	<b>1,070,844</b>	<b>1,301,231.00</b>
<b>LOCAL SHARE TOTAL</b>	<b>778,315</b>	<b>1,070,844</b>	<b>1,070,844</b>	<b>1,301,231</b>



**2025 ADOPTED BUDGET  
PERSONNEL ANALYSIS  
POSITION COUNT SUMMARY**

DEPT #	DEPARTMENT	2024 Adopted  FTE	2025 Tentative  FTE	Inc / (Dec) from prior year FTE
11	A-1420 - COUNTY ATTORNEY COUNTY ATTORNEY	<u>8.80</u> 8.80	<u>9.80</u> 9.80	<u>1.00</u> 1.00





12 - PUBLIC DEFENDER

2025 ADOPTED BUDGET

DEPARTMENT BUDGET SUMMARY	\$ AMOUNT	% OF DEPT. TOTAL
<b>APPROPRIATIONS</b>		
.1 Personal Services	\$ 5,106,983	61.90%
.2 Equipment	170,000	2.06%
.4 Contractual	683,937	8.29%
.8 Employee Benefits	2,289,597	27.75%
<b>TOTAL</b>	<b>\$ 8,250,517</b>	<b>100.00%</b>
<b>REVENUES</b>		
Local Sources	\$ -	0.00%
State Aid	6,284,616	76.17%
Federal Aid	-	0.00%
Transfers	-	0.00%
<b>TOTAL</b>	<b>\$ 6,284,616</b>	<b>76.17%</b>
<b>DEPARTMENT LOCAL SHARE:</b>	<b>\$ 1,965,901</b>	<b>23.83%</b>
<b>DEPT.'S LOCAL SHARE AS % OF TOTAL LEVY:</b>		2.68%
<b>DEPT.'S PORTION OF COUNTY FULL VALUE RATE:</b>		\$0.180
<b>NUMBER OF EMPLOYEES IN DEPARTMENT:</b>		67.73

DEPARTMENT ACCOUNT SUMMARY		% OF DEPT.'S LOCAL SHARE
A.1170.----.	Public Defender	100.75%
A.1170.1172.	Hurrell Harring Grant	-0.75%
<b>TOTAL</b>		<b>100.00%</b>

# PUBLIC DEFENDER

	2023 ACTUAL AMOUNT	2024 ADOPTED BUDGET	2024 AMENDED BUDGET	2025 ADOPTED BUDGET
<b>A-1170 - General Fund-PUBLIC DEFENDER</b>				
<b>Revenue</b>				
RE13 - Departmental Income	0	0	0	0.00
RE14 - Shared Services	0	0	0	0.00
RE18 - Sale Of Property/Compensa	0	0	0	0.00
RE19 - Miscellaneous	0	0	0	0.00
RE20 - New York State Aid	-1,049,843	-886,833	-1,070,665	(1,606,909.00)
<b>Revenue Total</b>	<b>-1,049,843</b>	<b>-886,833</b>	<b>-1,070,665</b>	<b>(1,606,909.00)</b>
<b>Expenses</b>				
EX01 - Personal Services	1,562,338	1,899,354	1,951,024	2,224,766.00
EX02 - Equipment	0	6,500	86,926	170,000.00
EX04 - Contractual	103,973	206,403	230,501	234,481.00
EX08 - Employee Benefits	605,923	752,302	783,038	958,404.00
<b>Expenses Total</b>	<b>2,272,233</b>	<b>2,864,559</b>	<b>3,051,489</b>	<b>3,587,651.00</b>
<b>A-1170 - General Fund-PUBLIC DEFENDER Total</b>	<b>1,222,391</b>	<b>1,977,726</b>	<b>1,980,824</b>	<b>1,980,742.00</b>
<b>A-1170-1172 - General Fund-PUBLIC DEFENDER-HURRELL HARRING GRANT</b>				
<b>Revenue</b>				
RE20 - New York State Aid	-3,357,561	-4,600,701	-4,600,701	(4,677,707.00)
<b>Revenue Total</b>	<b>-3,357,561</b>	<b>-4,600,701</b>	<b>-4,600,701</b>	<b>(4,677,707.00)</b>
<b>Expenses</b>				
EX01 - Personal Services	1,061,974	2,751,495	2,751,495	2,882,217.00
EX02 - Equipment	6,222	40,000	40,000	0.00
EX04 - Contractual	298,768	555,941	560,617	449,456.00
EX08 - Employee Benefits	581,702	1,253,265	1,253,265	1,331,193.00
<b>Expenses Total</b>	<b>1,948,666</b>	<b>4,600,701</b>	<b>4,605,377</b>	<b>4,662,866.00</b>
<b>A-1170-1172 - General Fund-PUBLIC DEFENDER-HURRELL HARRING GRANT Total</b>	<b>-1,408,895</b>	<b>0</b>	<b>4,676</b>	<b>(14,841.00)</b>
<b>LOCAL SHARE TOTAL</b>	<b>-186,505</b>	<b>1,977,726</b>	<b>1,985,500</b>	<b>1,965,901</b>

**2025 ADOPTED BUDGET  
PERSONNEL ANALYSIS  
POSITION COUNT SUMMARY**

DEPT #	DEPARTMENT	2024 Adopted  FTE	2025 Tentative  FTE	Inc / (Dec) from prior year FTE
12	A-1170 - PUBLIC DEFENDER	25.00	30.87	5.87
	A-1170-1172 - PUBLIC DEFENDER-HURRELL HARRING GRANT	<u>37.99</u>	<u>36.86</u>	<u>-1.13</u>
	<b>PUBLIC DEFENDER</b>	<b>62.99</b>	<b>67.73</b>	<b>4.74</b>







13 - PROBATION

2025 ADOPTED BUDGET

DEPARTMENT BUDGET SUMMARY	\$ AMOUNT	% OF DEPT. TOTAL
<b>APPROPRIATIONS</b>		
.1 Personal Services	\$ 2,261,804	59.82%
.2 Equipment	3,750	0.10%
.4 Contractual	286,213	7.57%
.8 Employee Benefits	1,229,480	32.52%
<b>TOTAL</b>	<b>\$ 3,781,247</b>	<b>100.00%</b>
<b>REVENUES</b>		
Local Sources	\$ 90,500	2.39%
State Aid	1,178,767	31.17%
Federal Aid	-	0.00%
Transfers	-	0.00%
<b>TOTAL</b>	<b>\$ 1,269,267</b>	<b>33.57%</b>
<b>DEPARTMENT'S LOCAL SHARE:</b>	<b>\$ 2,511,980</b>	<b>66.43%</b>
<b>DEPT.'S LOCAL SHARE AS % OF TOTAL LEVY:</b>		3.43%
<b>DEPT.'S PORTION OF COUNTY FULL VALUE RATE:</b>		\$0.230

<b>NUMBER OF EMPLOYEES IN DEPARTMENT:</b>	32.98
---	-------

DEPARTMENT ACCOUNT SUMMARY	% OF DEPT.'S LOCAL SHARE
A.3140.----- Probation	100.00%
<b>TOTAL</b>	<b>100.00%</b>

# PROBATION

	2023 ACTUAL AMOUNT	2024 ADOPTED BUDGET	2024 AMENDED BUDGET	2025 ADOPTED BUDGET
<b>A-3140 - General Fund-PROBATION</b>				
<b>Revenue</b>				
RE13 - Departmental Income	-87,625	-79,500	-79,500	(90,500.00)
RE14 - Shared Services	0	0	0	0.00
RE18 - Sale Of Property/Compensa	0	0	0	0.00
RE19 - Miscellaneous	0	0	0	0.00
RE20 - New York State Aid	-837,457	-991,660	-1,256,444	(1,178,767.00)
RE21 - Federal Aid	-129	0	0	0.00
<b>Revenue Total</b>	<b>-925,210</b>	<b>-1,071,160</b>	<b>-1,335,944</b>	<b>(1,269,267.00)</b>
<b>Expenses</b>				
EX01 - Personal Services	1,987,509	2,118,720	2,118,720	2,261,804.00
EX02 - Equipment	9,090	0	188,943	3,750.00
EX04 - Contractual	238,563	274,707	372,508	286,213.00
EX08 - Employee Benefits	1,098,984	1,136,696	1,136,696	1,229,480.00
<b>Expenses Total</b>	<b>3,334,146</b>	<b>3,530,123</b>	<b>3,816,867</b>	<b>3,781,247.00</b>
<b>A-3140 - General Fund-PROBATION Total</b>	<b>2,408,936</b>	<b>2,458,963</b>	<b>2,480,923</b>	<b>2,511,980.00</b>
<b>LOCAL SHARE TOTAL</b>	<b>2,408,936</b>	<b>2,458,963</b>	<b>2,480,923</b>	<b>2,511,980</b>

**2025 ADOPTED BUDGET  
PERSONNEL ANALYSIS  
POSITION COUNT SUMMARY**

DEPT #	DEPARTMENT	2024 Adopted  FTE	2025 Tentative  FTE	Inc / (Dec) from prior year FTE
13	A-3140 - PROBATION <b>PROBATION</b>	<u>32.98</u> <b>32.98</b>	<u>32.98</u> <b>32.98</b>	<u>0.00</u> <b>0.00</b>





**14 - EMERGENCY SERVICES**

**2025 ADOPTED BUDGET**

<b>DEPARTMENT BUDGET SUMMARY</b>	<b>\$ AMOUNT</b>	<b>% OF DEPT. TOTAL</b>
<b>APPROPRIATIONS</b>		
.1 Personal Services	\$ 2,294,013	46.93%
.2 Equipment	48,000	0.98%
.4 Contractual Services	1,479,800	30.27%
.8 Employee Benefits	1,066,271	21.81%
<b>TOTAL</b>	<b>\$ 4,888,084</b>	<b>100.00%</b>
<b>REVENUES</b>		
Local Sources	\$ 1,451,181	29.69%
State Aid	-	0.00%
Federal Aid	89,728	1.84%
Transfers	-	0.00%
<b>TOTAL</b>	<b>\$ 1,540,909</b>	<b>31.52%</b>
<b>DEPARTMENT LOCAL SHARE:</b>	<b>\$ 3,347,175</b>	<b>68.48%</b>
<b>DEPT.'S LOCAL SHARE AS % OF TOTAL LEVY:</b>		4.57%
<b>DEPT.'S PORTION OF COUNTY FULL VALUE RATE:</b>		\$0.306

<b>NUMBER OF EMPLOYEES IN DEPARTMENT:</b>	34.78
---	-------

<b>DEPARTMENT ACCOUNT SUMMARY</b>		<b>% OF DEPT.'S LOCAL SHARE</b>
A.3010.----	Emergency Services	20.53%
A.3410.3412.	Fire Board	0.12%
A.3625.----	Technical Rescue Team	1.10%
A.3640.----	Hazardous Materials	1.98%
A.3989.----	Emergency Medical Service	9.25%
A.3989.CME.	Continuing Medical Education	3.09%
A.3989.EMS.	Fly Car & Ambulance Services	62.53%
A.3989.EMT.	EMT/CPR Training	1.41%
<b>TOTAL</b>		<b>100.00%</b>

**EMERGENCY SERVICES**

	2023 ACTUAL AMOUNT	2024 ADOPTED BUDGET	2024 AMENDED BUDGET	2025 ADOPTED BUDGET
<b>A-3010 - General Fund-EMERGENCY SERVICES</b>				
<b>Revenue</b>				
RE13 - Departmental Income	0	0	0	0.00
RE14 - Shared Services	-3,000	0	0	0.00
RE18 - Sale Of Property/Compensa	0	0	0	0.00
RE19 - Miscellaneous	0	0	0	0.00
RE20 - New York State Aid	0	0	0	0.00
RE21 - Federal Aid	-402,088	-150,963	-379,217	(79,728.00)
<b>Revenue Total</b>	<b>-405,088</b>	<b>-150,963</b>	<b>-379,217</b>	<b>(79,728.00)</b>
<b>Expenses</b>				
EX01 - Personal Services	246,568	272,080	272,080	273,281.00
EX02 - Equipment	72,529	0	333,073	0.00
EX04 - Contractual	438,450	335,475	439,500	399,518.00
EX08 - Employee Benefits	85,893	89,074	89,074	94,058.00
<b>Expenses Total</b>	<b>843,440</b>	<b>696,629</b>	<b>1,133,727</b>	<b>766,857.00</b>
<b>A-3010 - General Fund-EMERGENCY SERVICES Total</b>	<b>438,353</b>	<b>545,666</b>	<b>754,510</b>	<b>687,129.00</b>
<b>A-3410-3412 - General Fund-BASIC FIRE ACADEMY-FIRE BOARD</b>				
<b>Revenue</b>				
RE10 - Real Property Taxes	0	0	0	0.00
<b>Revenue Total</b>	<b>0</b>	<b>0</b>	<b>0</b>	<b>0.00</b>
<b>Expenses</b>				
EX02 - Equipment	0	0	0	0.00
EX04 - Contractual	0	4,000	4,000	4,000.00
<b>Expenses Total</b>	<b>0</b>	<b>4,000</b>	<b>4,000</b>	<b>4,000.00</b>
<b>A-3410-3412 - General Fund-BASIC FIRE ACADEMY-FIRE BOARD Total</b>	<b>0</b>	<b>4,000</b>	<b>4,000</b>	<b>4,000.00</b>
<b>A-3625 - General Fund-TECHNICAL RESCUE TEAM</b>				
<b>Revenue</b>				
RE19 - Miscellaneous	0	0	0	0.00
RE20 - New York State Aid	0	0	0	0.00
RE21 - Federal Aid	-98,003	0	-7,497	0.00
<b>Revenue Total</b>	<b>-98,003</b>	<b>0</b>	<b>-7,497</b>	<b>0.00</b>

**EMERGENCY SERVICES**

	2023 ACTUAL AMOUNT	2024 ADOPTED BUDGET	2024 AMENDED BUDGET	2025 ADOPTED BUDGET
<b>Expenses</b>				
EX01 - Personal Services	4,015	4,279	4,279	5,260.00
EX02 - Equipment	78,708	4,000	18,303	0.00
EX04 - Contractual	21,207	24,854	30,775	30,015.00
EX08 - Employee Benefits	999	1,134	1,134	1,388.00
<b>Expenses Total</b>	<b>104,929</b>	<b>34,267</b>	<b>54,491</b>	<b>36,663.00</b>
<b>A-3625 - General Fund-TECHNICAL RESCUE TEAM Total</b>	<b>6,926</b>	<b>34,267</b>	<b>46,994</b>	<b>36,663.00</b>
<b>A-3640 - General Fund-HAZARDOUS MATERIALS</b>				
<b>Revenue</b>				
RE13 - Departmental Income	0	0	0	0.00
RE18 - Sale Of Property/Compensa	0	0	0	0.00
RE19 - Miscellaneous	0	0	0	0.00
RE20 - New York State Aid	0	0	0	0.00
RE21 - Federal Aid	-129,155	-16,000	-197,400	(10,000.00)
<b>Revenue Total</b>	<b>-129,155</b>	<b>-16,000</b>	<b>-197,400</b>	<b>(10,000.00)</b>
<b>Expenses</b>				
EX01 - Personal Services	4,015	4,279	4,279	5,260.00
EX02 - Equipment	104,876	12,000	193,400	12,000.00
EX04 - Contractual	69,357	63,919	65,858	57,931.00
EX08 - Employee Benefits	472	905	905	1,117.00
<b>Expenses Total</b>	<b>178,720</b>	<b>81,103</b>	<b>264,442</b>	<b>76,308.00</b>
<b>A-3640 - General Fund-HAZARDOUS MATERIALS Total</b>	<b>49,565</b>	<b>65,103</b>	<b>67,042</b>	<b>66,308.00</b>
<b>A-3989 - General Fund-EMERGENCY MEDICAL SERVICE</b>				
<b>Revenue</b>				
RE13 - Departmental Income	0	0	0	0.00
RE18 - Sale Of Property/Compensa	0	0	0	0.00
RE19 - Miscellaneous	-3,555	-3,600	-3,600	(3,600.00)
RE20 - New York State Aid	0	0	0	0.00
RE21 - Federal Aid	0	0	-21,849	0.00
<b>Revenue Total</b>	<b>-3,555</b>	<b>-3,600</b>	<b>-25,449</b>	<b>(3,600.00)</b>



**EMERGENCY SERVICES**

	2023 ACTUAL AMOUNT	2024 ADOPTED BUDGET	2024 AMENDED BUDGET	2025 ADOPTED BUDGET
<b>Expenses</b>				
EX01 - Personal Services	127,833	180,564	180,564	199,348.00
EX02 - Equipment	0	10,000	11,493	0.00
EX04 - Contractual	21,588	37,153	59,002	53,747.00
EX08 - Employee Benefits	53,638	78,321	78,321	60,189.00
<b>Expenses Total</b>	<b>203,059</b>	<b>306,038</b>	<b>329,380</b>	<b>313,284.00</b>
<b>A-3989 - General Fund-EMERGENCY MEDICAL SERVICE Total</b>	<b>199,504</b>	<b>302,438</b>	<b>303,931</b>	<b>309,684.00</b>
<b>A-3989-CME - General Fund-EMERGENCY MEDICAL SERVICE-CONTINUING MEDICAL EDUCATION</b>				
<b>Revenue</b>				
RE13 - Departmental Income	-11,200	-16,500	-16,500	(16,500.00)
RE19 - Miscellaneous	0	0	0	0.00
<b>Revenue Total</b>	<b>-11,200</b>	<b>-16,500</b>	<b>-16,500</b>	<b>(16,500.00)</b>
<b>Expenses</b>				
EX01 - Personal Services	28,787	29,600	29,600	56,555.00
EX04 - Contractual	21,959	23,507	23,507	25,056.00
EX08 - Employee Benefits	5,625	7,419	7,419	38,250.00
<b>Expenses Total</b>	<b>56,371</b>	<b>60,526</b>	<b>60,526</b>	<b>119,861.00</b>
<b>A-3989-CME - General Fund-EMERGENCY MEDICAL SERVICE-CONTINUING MEDICAL E</b>	<b>45,171</b>	<b>44,026</b>	<b>44,026</b>	<b>103,361.00</b>
<b>A-3989-EMS - General Fund-EMERGENCY MEDICAL SERVICE-FLY CAR &amp; AMBULANCE SERVICES</b>				
<b>Revenue</b>				
RE13 - Departmental Income	-536,181	-1,759,403	-1,759,403	(1,400,081.00)
RE18 - Sale Of Property/Compensa	-24,636	0	0	0.00
RE19 - Miscellaneous	-5,922	0	0	0.00
RE20 - New York State Aid	-29,604	0	0	0.00
RE21 - Federal Aid	-83,366	0	-12,116	0.00
<b>Revenue Total</b>	<b>-679,707</b>	<b>-1,759,403</b>	<b>-1,771,519</b>	<b>(1,400,081.00)</b>
<b>Expenses</b>				
EX01 - Personal Services	1,393,268	1,594,684	1,594,684	1,725,286.00
EX02 - Equipment	299,188	8,000	8,000	36,000.00
EX04 - Contractual	457,223	531,426	983,887	877,021.00
EX08 - Employee Benefits	595,872	745,785	745,785	854,639.00

## EMERGENCY SERVICES

	2023 ACTUAL AMOUNT	2024 ADOPTED BUDGET	2024 AMENDED BUDGET	2025 ADOPTED BUDGET
<b>Expenses Total</b>	<b>2,745,551</b>	<b>2,879,895</b>	<b>3,332,356</b>	<b>3,492,946.00</b>
<b>A-3989-EMS - General Fund-EMERGENCY MEDICAL SERVICE-FLY CAR &amp; AMBULANCE S</b>	<b>2,065,843</b>	<b>1,120,492</b>	<b>1,560,837</b>	<b>2,092,865.00</b>
<b>A-3989-EMT - General Fund-EMERGENCY MEDICAL SERVICE-EMT/CPR TRAINING</b>				
<b>Revenue</b>				
RE13 - Departmental Income	-48,479	-16,500	-55,985	(31,000.00)
RE18 - Sale Of Property/Compensa	0	0	0	0.00
RE19 - Miscellaneous	0	0	0	0.00
RE20 - New York State Aid	0	0	0	0.00
<b>Revenue Total</b>	<b>-48,479</b>	<b>-16,500</b>	<b>-55,985</b>	<b>(31,000.00)</b>
<b>Expenses</b>				
EX01 - Personal Services	8,776	8,420	8,420	29,023.00
EX02 - Equipment	0	0	0	0.00
EX04 - Contractual	42,114	27,011	66,496	32,512.00
EX08 - Employee Benefits	2,693	3,541	3,541	16,630.00
<b>Expenses Total</b>	<b>53,583</b>	<b>38,972</b>	<b>78,457</b>	<b>78,165.00</b>
<b>A-3989-EMT - General Fund-EMERGENCY MEDICAL SERVICE-EMT/CPR TRAINING Tota</b>	<b>5,104</b>	<b>22,472</b>	<b>22,472</b>	<b>47,165.00</b>
<b>LOCAL SHARE TOTAL</b>	<b>2,810,466</b>	<b>2,138,464</b>	<b>2,803,812</b>	<b>3,347,175</b>

**2025 ADOPTED BUDGET  
PERSONNEL ANALYSIS  
POSITION COUNT SUMMARY**

DEPT #	DEPARTMENT	2024 Adopted  FTE	2025 Tentative  FTE	Inc / (Dec) from prior year FTE
<b>14</b>	A-3010 - EMERGENCY SERVICES	4.30	3.95	-0.35
	A-3625 - TECHNICAL RESCUE TEAM	0.12	0.12	0.00
	A-3640 - HAZARDOUS MATERIALS	0.12	0.12	0.00
	A-3989 - EMERGENCY MEDICAL SERVICE	2.23	1.32	-0.91
	A-3989-CME - EMERGENCY MEDICAL SERVICE-CONTINUING MEDICAL EDUCATION	0.45	1.00	0.55
	A-3989-EMS - EMERGENCY MEDICAL SERVICE-FLY CAR & AMBULANCE SERVICES	26.80	27.82	1.02
	A-3989-EMT - EMERGENCY MEDICAL SERVICE-EMT/CPR TRAINING	<u>0.10</u>	<u>0.45</u>	<u>0.35</u>
	<b>EMERGENCY SERVICES</b>	<b>34.12</b>	<b>34.78</b>	<b>0.66</b>



**20 - INFORMATION TECHNOLOGY SERVICES**

**2025 ADOPTED BUDGET**

DEPARTMENT BUDGET SUMMARY	\$ AMOUNT	% OF DEPT. TOTAL
<b>APPROPRIATIONS</b>		
.1 Personal Services	\$ 1,188,722	40.27%
.2 Equipment	1,200	0.04%
.4 Contractual	1,163,921	39.43%
.8 Employee Benefits	597,803	20.25%
<b>TOTAL</b>	<b>\$ 2,951,646</b>	<b>100.00%</b>
<b>REVENUES</b>		
Local Sources	\$ 1,278,511	43.32%
State Aid	-	0.00%
Federal Aid	28,080	0.95%
Transfers	-	0.00%
<b>TOTAL</b>	<b>\$ 1,306,591</b>	<b>44.27%</b>
<b>DEPARTMENT LOCAL SHARE:</b>	<b>\$ 1,645,055</b>	<b>55.73%</b>
<b>DEPT.'S LOCAL SHARE AS % OF TOTAL LEVY:</b>		2.25%
<b>DEPT.'S PORTION OF COUNTY FULL VALUE RATE:</b>		\$0.151
<b>NUMBER OF EMPLOYEES IN DEPARTMENT:</b>		15.00

DEPARTMENT ACCOUNT SUMMARY		% OF DEPT.'S LOCAL SHARE
A.1610.----.	Office Services	13.47%
A.1650.----.	Communications System	-2.84%
A.1680.----.	Information Technology	87.55%
A.1680.GIS.	Geographic Information System	1.82%
<b>TOTAL</b>		<b>100.00%</b>

**INFORMATION TECHNOLOGY SERVICES**

	2023 ACTUAL AMOUNT	2024 ADOPTED BUDGET	2024 AMENDED BUDGET	2025 ADOPTED BUDGET
<b>A-1610 - General Fund-OFFICE SERVICES</b>				
<b>Revenue</b>				
RE13 - Departmental Income	0	0	0	0.00
RE14 - Shared Services	-327,543	-380,000	-380,000	(375,000.00)
RE18 - Sale Of Property/Compensa	0	0	0	0.00
RE19 - Miscellaneous	0	0	0	0.00
<b>Revenue Total</b>	<b>-327,543</b>	<b>-380,000</b>	<b>-380,000</b>	<b>(375,000.00)</b>
<b>Expenses</b>				
EX01 - Personal Services	133,911	140,311	140,311	147,803.00
EX02 - Equipment	0	0	0	0.00
EX04 - Contractual	281,663	341,806	344,766	372,282.00
EX08 - Employee Benefits	73,462	71,023	71,023	76,434.00
<b>Expenses Total</b>	<b>489,035</b>	<b>553,140</b>	<b>556,100</b>	<b>596,519.00</b>
<b>A-1610 - General Fund-OFFICE SERVICES Total</b>	<b>161,492</b>	<b>173,140</b>	<b>176,100</b>	<b>221,519.00</b>
<b>A-1650 - General Fund-COMMUNICATIONS SYSTEM</b>				
<b>Revenue</b>				
RE14 - Shared Services	-244,502	-236,000	-306,000	(236,000.00)
RE19 - Miscellaneous	0	0	0	0.00
RE20 - New York State Aid	0	0	0	0.00
RE21 - Federal Aid	0	0	0	0.00
<b>Revenue Total</b>	<b>-244,502</b>	<b>-236,000</b>	<b>-306,000</b>	<b>(236,000.00)</b>
<b>Expenses</b>				
EX01 - Personal Services	22,002	23,281	23,281	24,104.00
EX02 - Equipment	0	0	0	0.00
EX04 - Contractual	193,771	172,126	242,126	150,145.00
EX08 - Employee Benefits	11,560	13,872	13,872	14,995.00
<b>Expenses Total</b>	<b>227,333</b>	<b>209,279</b>	<b>279,279</b>	<b>189,244.00</b>
<b>A-1650 - General Fund-COMMUNICATIONS SYSTEM Total</b>	<b>-17,168</b>	<b>-26,721</b>	<b>-26,721</b>	<b>(46,756.00)</b>
<b>A-1680 - General Fund-INFORMATION TECHNOLOGY</b>				
<b>Revenue</b>				
RE13 - Departmental Income	0	0	0	0.00

## INFORMATION TECHNOLOGY SERVICES

	2023 ACTUAL AMOUNT	2024 ADOPTED BUDGET	2024 AMENDED BUDGET	2025 ADOPTED BUDGET
RE14 - Shared Services	-517,697	-528,000	-528,000	(666,061.00)
RE18 - Sale Of Property/Compensa	-3,379	-1,450	-1,450	(1,450.00)
RE19 - Miscellaneous	0	0	0	0.00
RE20 - New York State Aid	0	0	0	0.00
RE21 - Federal Aid	-28,080	-28,080	-135,080	(28,080.00)
<b>Revenue Total</b>	<b>-549,157</b>	<b>-557,530</b>	<b>-664,530</b>	<b>(695,591.00)</b>
<b>Expenses</b>				
EX01 - Personal Services	824,875	937,560	937,560	1,016,815.00
EX02 - Equipment	24,000	12,000	12,000	1,200.00
EX04 - Contractual	405,337	559,274	676,725	611,494.00
EX08 - Employee Benefits	416,323	464,817	464,817	506,374.00
<b>Expenses Total</b>	<b>1,670,536</b>	<b>1,973,651</b>	<b>2,091,102</b>	<b>2,135,883.00</b>
<b>A-1680 - General Fund-INFORMATION TECHNOLOGY Total</b>	<b>1,121,379</b>	<b>1,416,121</b>	<b>1,426,572</b>	<b>1,440,292.00</b>
<b>A-1680-GIS - General Fund-INFORMATION TECHNOLOGY-GEOGRAPHIC INFO SYSTEM</b>				
<b>Revenue</b>				
RE13 - Departmental Income	0	0	0	0.00
<b>Revenue Total</b>	<b>0</b>	<b>0</b>	<b>0</b>	<b>0.00</b>
<b>Expenses</b>				
EX01 - Personal Services	0	0	0	0.00
EX04 - Contractual	16,823	30,000	30,000	30,000.00
EX08 - Employee Benefits	0	0	0	0.00
<b>Expenses Total</b>	<b>16,823</b>	<b>30,000</b>	<b>30,000</b>	<b>30,000.00</b>
<b>A-1680-GIS - General Fund-INFORMATION TECHNOLOGY-GEOGRAPHIC INFO SYSTEM</b>	<b>16,823</b>	<b>30,000</b>	<b>30,000</b>	<b>30,000.00</b>
<b>LOCAL SHARE TOTAL</b>	<b>1,282,526</b>	<b>1,592,540</b>	<b>1,605,951</b>	<b>1,645,055</b>

**2025 ADOPTED BUDGET  
PERSONNEL ANALYSIS  
POSITION COUNT SUMMARY**

DEPT #	DEPARTMENT	2024 Adopted  FTE	2025 Tentative  FTE	Inc / (Dec) from prior year FTE
<b>20</b>	A-1610 - OFFICE SERVICES	3.00	3.00	0.00
	A-1650 - COMMUNICATIONS SYSTEM	0.30	0.30	0.00
	A-1680 - INFORMATION TECHNOLOGY	<u>11.70</u>	<u>11.70</u>	<u>0.00</u>
	<b>INFORMATION TECHNOLOGY SERVICES</b>	<b>15.00</b>	<b>15.00</b>	<b>0.00</b>





21 - FINANCE

2025 ADOPTED BUDGET

DEPARTMENT BUDGET SUMMARY	\$ AMOUNT	% OF DEPT. TOTAL
<b>APPROPRIATIONS</b>		
.1 Personal Services	\$ 2,516,667	55.92%
.2 Equipment	3,000	0.07%
.4 Contractual	748,564	16.63%
.8 Employee Benefits	1,232,605	27.39%
<b>TOTAL</b>	<b>\$ 4,500,836</b>	<b>100.00%</b>
<b>REVENUES</b>		
Local Sources	\$ 570,591	12.68%
State Aid	-	0.00%
Federal Aid	-	0.00%
Transfers	-	0.00%
<b>TOTAL</b>	<b>\$ 570,591</b>	<b>12.68%</b>
<b>DEPARTMENT LOCAL SHARE:</b>	<b>\$ 3,930,245</b>	<b>87.32%</b>
<b>DEPT.'S LOCAL SHARE AS % OF TOTAL LEVY:</b>		<b>5.37%</b>
<b>DEPT.'S PORTION OF COUNTY FULL VALUE RATE:</b>		<b>\$0.360</b>
<b>NUMBER OF EMPLOYEES IN DEPARTMENT:</b>		<b>36.80</b>

DEPARTMENT ACCOUNT SUMMARY	% OF DEPT.'S LOCAL SHARE
A.1310.----- Department of Finance	78.32%
A.1330.----- Real Property Tax	21.68%
A.1989.----- Other General Government Support-Insurance Admin	0.00%
<b>TOTAL</b>	<b>100.00%</b>

**FINANCE**

	2023 ACTUAL AMOUNT	2024 ADOPTED BUDGET	2024 AMENDED BUDGET	2025 ADOPTED BUDGET
<b>A-1310 - General Fund-DEPARTMENT OF FINANCE</b>				
<b>Revenue</b>				
RE13 - Departmental Income	-87,960	-81,750	-81,750	(82,750.00)
RE18 - Sale Of Property/Compensa	-5,000	-5,000	-5,000	(5,000.00)
RE19 - Miscellaneous	-50,116	-50,000	-50,000	(50,000.00)
RE21 - Federal Aid	0	0	0	0.00
RE36 - Interfund Revenues	0	0	0	0.00
<b>Revenue Total</b>	<b>-143,076</b>	<b>-136,750</b>	<b>-136,750</b>	<b>(137,750.00)</b>
<b>Expenses</b>				
EX01 - Personal Services	1,188,806	1,618,112	1,618,112	2,004,696.00
EX02 - Equipment	5,751	0	0	3,000.00
EX04 - Contractual	208,931	274,594	276,020	286,959.00
EX08 - Employee Benefits	520,506	763,236	763,236	921,349.00
<b>Expenses Total</b>	<b>1,923,995</b>	<b>2,655,942</b>	<b>2,657,368</b>	<b>3,216,004.00</b>
<b>A-1310 - General Fund-DEPARTMENT OF FINANCE Total</b>	<b>1,780,919</b>	<b>2,519,192</b>	<b>2,520,618</b>	<b>3,078,254.00</b>
<b>A-1330 - General Fund-REAL PROPERTY TAX</b>				
<b>Revenue</b>				
RE13 - Departmental Income	-135,675	-186,400	-186,400	(189,400.00)
RE14 - Shared Services	0	0	0	0.00
RE18 - Sale Of Property/Compensa	0	0	0	0.00
RE19 - Miscellaneous	0	0	0	0.00
<b>Revenue Total</b>	<b>-135,675</b>	<b>-186,400</b>	<b>-186,400</b>	<b>(189,400.00)</b>
<b>Expenses</b>				
EX01 - Personal Services	243,503	309,619	309,619	368,572.00
EX02 - Equipment	0	1,200	7,232	0.00
EX04 - Contractual	325,013	455,218	449,186	457,056.00
EX08 - Employee Benefits	146,837	161,239	161,239	215,763.00
<b>Expenses Total</b>	<b>715,353</b>	<b>927,276</b>	<b>927,276</b>	<b>1,041,391.00</b>
<b>A-1330 - General Fund-REAL PROPERTY TAX Total</b>	<b>579,678</b>	<b>740,876</b>	<b>740,876</b>	<b>851,991.00</b>
<b>A-1989 - General Fund-OTH GENERAL GOVT SUPPT-INS ADMIN</b>				
<b>Revenue</b>				

**FINANCE**

	2023 ACTUAL AMOUNT	2024 ADOPTED BUDGET	2024 AMENDED BUDGET	2025 ADOPTED BUDGET
RE13 - Departmental Income	0	0	0	0.00
RE14 - Shared Services	-11,945	-4,558	-4,558	(14,804.00)
RE20 - New York State Aid	0	0	0	0.00
RE36 - Interfund Revenues	-207,892	-218,012	-218,012	(228,637.00)
<b>Revenue Total</b>	<b>-219,837</b>	<b>-222,570</b>	<b>-222,570</b>	<b>(243,441.00)</b>
<b>Expenses</b>				
EX01 - Personal Services	130,381	133,477	133,477	143,399.00
EX02 - Equipment	0	0	0	0.00
EX04 - Contractual	3,617	3,925	3,925	4,549.00
EX08 - Employee Benefits	90,409	85,168	85,168	95,493.00
<b>Expenses Total</b>	<b>224,407</b>	<b>222,570</b>	<b>222,570</b>	<b>243,441.00</b>
<b>A-1989 - General Fund-OTH GENERAL GOVT SUPPT-INS ADMIN Total</b>	<b>4,570</b>	<b>0</b>	<b>0</b>	<b>0.00</b>
<b>LOCAL SHARE TOTAL</b>	<b>2,365,166</b>	<b>3,260,068</b>	<b>3,261,494</b>	<b>3,930,245</b>

**2025 ADOPTED BUDGET  
PERSONNEL ANALYSIS  
POSITION COUNT SUMMARY**

DEPT #	DEPARTMENT	2024 Adopted  FTE	2025 Tentative  FTE	Inc / (Dec) from prior year FTE
<b>21</b>	A-1310 - DEPARTMENT OF FINANCE	24.90	28.30	3.40
	A-1330 - REAL PROPERTY TAX	5.40	6.40	1.00
	A-1989 - OTHER GENERAL GOVERNMENT SUPPORT-INSURANCE ADMINISTRATION	<u>2.10</u>	<u>2.10</u>	<u>0.00</u>
	<b>FINANCE</b>	<b>32.40</b>	<b>36.80</b>	<b>4.40</b>



23 - HUMAN RESOURCES

2025 ADOPTED BUDGET

DEPARTMENT BUDGET SUMMARY	\$ AMOUNT	% OF DEPT. TOTAL
<b>APPROPRIATIONS</b>		
.1 Personal Services	\$ 919,766	57.67%
.2 Equipment	-	0.00%
.4 Contractual	126,798	7.95%
.8 Employee Benefits	548,248	34.38%
<b>TOTAL</b>	<b>\$ 1,594,812</b>	<b>100.00%</b>
<b>REVENUES</b>		
Local Sources	\$ 245,764	15.41%
State Aid	-	0.00%
Federal Aid	-	0.00%
Transfers	-	0.00%
<b>TOTAL</b>	<b>\$ 245,764</b>	<b>15.41%</b>
<b>DEPARTMENT LOCAL SHARE:</b>	<b>\$ 1,349,048</b>	<b>84.59%</b>
<b>DEPT.'S LOCAL SHARE AS % OF TOTAL LEVY:</b>		1.84%
<b>DEPT.'S PORTION OF COUNTY FULL VALUE RATE:</b>		\$0.123

<b>NUMBER OF EMPLOYEES IN DEPARTMENT:</b>	13.39
---	-------

DEPARTMENT ACCOUNT SUMMARY		% OF DEPT.'S LOCAL SHARE
A.1430.----.	Human Resources	100.00%
A.1430.BENE.	Health Insurance Benefits	0.00%
<b>TOTAL</b>		<b>100.00%</b>

# HUMAN RESOURCES

	2023 ACTUAL AMOUNT	2024 ADOPTED BUDGET	2024 AMENDED BUDGET	2025 ADOPTED BUDGET
<b>A-1430 - General Fund-HUMAN RESOURCES</b>				
<b>Revenue</b>				
RE13 - Departmental Income	-13,590	-12,000	-12,000	(12,000.00)
RE14 - Shared Services	0	0	0	0.00
RE19 - Miscellaneous	0	0	0	0.00
RE21 - Federal Aid	0	0	0	0.00
<b>Revenue Total</b>	<b>-13,590</b>	<b>-12,000</b>	<b>-12,000</b>	<b>(12,000.00)</b>
<b>Expenses</b>				
EX01 - Personal Services	539,842	742,295	742,295	787,706.00
EX02 - Equipment	0	0	0	0.00
EX04 - Contractual	63,473	128,813	128,813	108,200.00
EX08 - Employee Benefits	267,852	337,615	337,615	465,142.00
<b>Expenses Total</b>	<b>871,167</b>	<b>1,208,723</b>	<b>1,208,723</b>	<b>1,361,048.00</b>
<b>A-1430 - General Fund-HUMAN RESOURCES Total</b>	<b>857,577</b>	<b>1,196,723</b>	<b>1,196,723</b>	<b>1,349,048.00</b>
<b>A-1430-BENE - General Fund-HUMAN RESOURCES-HEALTH INSURANCE BENEFITS</b>				
<b>Revenue</b>				
RE14 - Shared Services	-255,436	-270,580	-270,580	(233,764.00)
<b>Revenue Total</b>	<b>-255,436</b>	<b>-270,580</b>	<b>-270,580</b>	<b>(233,764.00)</b>
<b>Expenses</b>				
EX01 - Personal Services	149,787	160,525	160,525	132,060.00
EX04 - Contractual	4,905	26,345	27,117	18,598.00
EX08 - Employee Benefits	94,515	101,070	101,070	83,106.00
<b>Expenses Total</b>	<b>249,207</b>	<b>287,940</b>	<b>288,712</b>	<b>233,764.00</b>
<b>A-1430-BENE - General Fund-HUMAN RESOURCES-HEALTH INSURANCE BENEFITS Total</b>	<b>-6,229</b>	<b>17,360</b>	<b>18,132</b>	<b>0.00</b>
<b>LOCAL SHARE TOTAL</b>	<b>851,348</b>	<b>1,214,083</b>	<b>1,214,855</b>	<b>1,349,048</b>



**2025 ADOPTED BUDGET  
PERSONNEL ANALYSIS  
POSITION COUNT SUMMARY**

DEPT #	DEPARTMENT	2024 Adopted  FTE	2025 Tentative  FTE	Inc / (Dec) from prior year FTE
<b>23</b>	A-1430 - HUMAN RESOURCES	10.99	11.09	0.10
	A-1430-BENE - HUMAN RESOURCES-HEALTH INSURANCE BENEFITS	<u>2.40</u>	<u>2.30</u>	<u>-0.10</u>
	<b>HUMAN RESOURCES</b>	<b>13.39</b>	<b>13.39</b>	<b>0.00</b>





25 - PUBLIC FACILITIES

2025 ADOPTED BUDGET

DEPARTMENT BUDGET SUMMARY	\$ AMOUNT	% OF DEPT. TOTAL
<b>APPROPRIATIONS</b>		
.1 Personal Services	\$ 10,698,756	27.44%
.2 Equipment	58,270	0.15%
.4 Contractual	20,961,369	53.76%
.6 Principal	792,180	2.03%
.7 Interest	216,030	0.55%
.8 Employee Benefits	6,265,093	16.07%
.9 Interfund Transfer	-	0.00%
<b>TOTAL</b>	<b>\$ 38,991,698</b>	<b>100.00%</b>
<b>REVENUES</b>		
Appropriated Fund Balance	\$ 700,000	1.80%
Local Sources	3,825,208	9.81%
State Aid	9,286,114	23.82%
Federal Aid	512,429	1.31%
Transfers	18,264,182	46.84%
<b>TOTAL</b>	<b>\$ 32,587,933</b>	<b>83.58%</b>
<b>DEPARTMENT LOCAL SHARE:</b>	<b>\$ 6,403,765</b>	<b>16.42%</b>
<b>DEPT.'S LOCAL SHARE AS % OF TOTAL LEVY:</b>		<b>8.74%</b>
<b>DEPT.'S PORTION OF COUNTY FULL VALUE RATE:</b>	<b>\$</b>	<b>0.586</b>
<b>NUMBER OF EMPLOYEES IN DEPARTMENT:</b>		<b>192.37</b>

DEPARTMENT ACCOUNT SUMMARY	% OF DEPT.'S LOCAL SHARE
A.1620.----. Buildings & Grounds	26.28%
A.1620.5020. Hall R Clothier Building	10.63%
A.1620.5030. Court House	1.27%
A.1620.5060. Gerace Office Building	2.68%
A.1620.5070. Mayville Municipal Building	1.20%
A.1620.5080. Jail Addition	1.23%
A.1620.6010. Dunkirk Ag Center	2.70%
A.1620.6020. Lucas Avenue	2.60%
A.1620.6050. DMV-Dunkirk	0.79%
A.1620.6080. North County Office Building	0.00%
A.1620.6090. DMV-Jamestown	0.86%
A.1620.7010. South County Office Building	12.66%
A.1620.8060. Ag Center	0.00%
A.5610.5610. Jamestown Airport	11.93%
A.5610.5612. Dunkirk Airport	7.33%
A.5630.5625. CARTS	15.49%
A.5630.5631. SUNY	0.00%
A.7110.----. Parks	2.07%
A.8730.----. Forestry	0.29%
D.5010.----. Public Facilities Administration	0.75%
D.5020.----. Engineering	12.32%
D.5110.----. Maintenance of Roads	163.96%
D.5110.3310. Pavement Marking	7.03%
D.5112.389. Funded Bridge Program	0.00%
D.5112.390. County Bridge Program	0.00%
D.5112.391. Highway Improvements	11.71%
D.5112.392. Complete Streets	0.00%
D.5112.393. Funded Road Program	0.00%
D.5142.----. Snow Removal: County Roads	25.17%
D.9901.----. Transfer to County Road Fund (A-D)	-211.57%
DM.5130.----. Road Machinery	59.46%
DM.9730.----. Debt Service	15.74%
DM.9901.----. Transfer to Road Machinery Fund (A-DM)	-73.64%
Fund Balance	-10.93%
<b>TOTAL</b>	<b>100.00%</b>

# PUBLIC FACILITIES

	2023 ACTUAL AMOUNT	2024 ADOPTED BUDGET	2024 AMENDED BUDGET	2025 ADOPTED BUDGET
<b>A-1620 - General Fund-BUILDINGS &amp; GROUNDS</b>				
<b>Revenue</b>				
RE14 - Shared Services	0	0	0	0.00
RE15 - Use Of Money & Property	0	0	0	0.00
RE18 - Sale Of Property/Compensa	-3,800	0	0	0.00
RE19 - Miscellaneous	-147	0	0	0.00
RE21 - Federal Aid	-28,547	0	0	0.00
<b>Revenue Total</b>	<b>-32,494</b>	<b>0</b>	<b>0</b>	<b>0.00</b>
<b>Expenses</b>				
EX01 - Personal Services	888,246	989,272	989,272	1,012,628.00
EX02 - Equipment	1,122	13,600	13,600	14,220.00
EX04 - Contractual	49,727	48,208	48,208	49,604.00
EX08 - Employee Benefits	553,584	594,705	594,705	606,773.00
<b>Expenses Total</b>	<b>1,492,679</b>	<b>1,645,785</b>	<b>1,645,785</b>	<b>1,683,225.00</b>
<b>A-1620 - General Fund-BUILDINGS &amp; GROUNDS Total</b>	<b>1,460,185</b>	<b>1,645,785</b>	<b>1,645,785</b>	<b>1,683,225.00</b>
<b>A-1620-5020 - General Fund-BUILDINGS &amp; GROUNDS-HALL R CLOTHIER BUILDING</b>				
<b>Revenue</b>				
RE15 - Use Of Money & Property	0	0	0	0.00
RE21 - Federal Aid	0	0	-40,000	0.00
<b>Revenue Total</b>	<b>0</b>	<b>0</b>	<b>-40,000</b>	<b>0.00</b>
<b>Expenses</b>				
EX01 - Personal Services	0	0	0	0.00
EX02 - Equipment	0	0	0	0.00
EX04 - Contractual	150,277	180,000	274,082	680,700.00
EX08 - Employee Benefits	0	0	0	0.00
<b>Expenses Total</b>	<b>150,277</b>	<b>180,000</b>	<b>274,082</b>	<b>680,700.00</b>
<b>A-1620-5020 - General Fund-BUILDINGS &amp; GROUNDS-HALL R CLOTHIER BUILDING Tot</b>	<b>150,277</b>	<b>180,000</b>	<b>234,082</b>	<b>680,700.00</b>
<b>A-1620-5030 - General Fund-BUILDINGS &amp; GROUNDS-COURT HOUSE</b>				
<b>Revenue</b>				
RE15 - Use Of Money & Property	0	0	0	0.00
RE21 - Federal Aid	0	0	0	0.00

## PUBLIC FACILITIES

	2023 ACTUAL AMOUNT	2024 ADOPTED BUDGET	2024 AMENDED BUDGET	2025 ADOPTED BUDGET
<b>Revenue Total</b>	<b>0</b>	<b>0</b>	<b>0</b>	<b>0.00</b>
<b>Expenses</b>				
EX01 - Personal Services	0	0	0	0.00
EX02 - Equipment	0	0	0	0.00
EX04 - Contractual	69,336	81,050	81,470	81,300.00
EX08 - Employee Benefits	0	0	0	0.00
<b>Expenses Total</b>	<b>69,336</b>	<b>81,050</b>	<b>81,470</b>	<b>81,300.00</b>
<b>A-1620-5030 - General Fund-BUILDINGS &amp; GROUNDS-COURT HOUSE Total</b>	<b>69,336</b>	<b>81,050</b>	<b>81,470</b>	<b>81,300.00</b>
<b>A-1620-5060 - General Fund-BUILDINGS &amp; GROUNDS-GERACE OFFICE BUILDING</b>				
<b>Revenue</b>				
RE15 - Use Of Money & Property	0	0	0	0.00
RE21 - Federal Aid	0	0	-47,091	0.00
<b>Revenue Total</b>	<b>0</b>	<b>0</b>	<b>-47,091</b>	<b>0.00</b>
<b>Expenses</b>				
EX01 - Personal Services	0	0	0	0.00
EX02 - Equipment	0	0	0	0.00
EX04 - Contractual	201,134	162,700	256,007	171,350.00
EX08 - Employee Benefits	0	0	0	0.00
<b>Expenses Total</b>	<b>201,134</b>	<b>162,700</b>	<b>256,007</b>	<b>171,350.00</b>
<b>A-1620-5060 - General Fund-BUILDINGS &amp; GROUNDS-GERACE OFFICE BUILDING Total</b>	<b>201,134</b>	<b>162,700</b>	<b>208,916</b>	<b>171,350.00</b>
<b>A-1620-5070 - General Fund-BUILDINGS &amp; GROUNDS-MAYVILLE MUNICIPAL BLDG</b>				
<b>Revenue</b>				
RE15 - Use Of Money & Property	0	0	0	0.00
RE21 - Federal Aid	0	0	0	0.00
<b>Revenue Total</b>	<b>0</b>	<b>0</b>	<b>0</b>	<b>0.00</b>
<b>Expenses</b>				
EX01 - Personal Services	0	0	0	0.00
EX02 - Equipment	0	0	0	0.00
EX04 - Contractual	54,434	73,150	73,624	76,675.00
EX08 - Employee Benefits	0	0	0	0.00

# PUBLIC FACILITIES

	2023 ACTUAL AMOUNT	2024 ADOPTED BUDGET	2024 AMENDED BUDGET	2025 ADOPTED BUDGET
<b>Expenses Total</b>	<b>54,434</b>	<b>73,150</b>	<b>73,624</b>	<b>76,675.00</b>
<b>A-1620-5070 - General Fund-BUILDINGS &amp; GROUNDS-MAYVILLE MUNICIPAL BLDG Tot</b>	<b>54,434</b>	<b>73,150</b>	<b>73,624</b>	<b>76,675.00</b>
<b>A-1620-5080 - General Fund-BUILDINGS &amp; GROUNDS-JAIL</b>				
<b>Revenue</b>				
RE15 - Use Of Money & Property	0	0	0	0.00
RE21 - Federal Aid	0	0	0	0.00
<b>Revenue Total</b>	<b>0</b>	<b>0</b>	<b>0</b>	<b>0.00</b>
<b>Expenses</b>				
EX04 - Contractual	59,311	78,200	78,200	78,750.00
<b>Expenses Total</b>	<b>59,311</b>	<b>78,200</b>	<b>78,200</b>	<b>78,750.00</b>
<b>A-1620-5080 - General Fund-BUILDINGS &amp; GROUNDS-JAIL Total</b>	<b>59,311</b>	<b>78,200</b>	<b>78,200</b>	<b>78,750.00</b>
<b>A-1620-6010 - General Fund-BUILDINGS &amp; GROUNDS-DUNKIRK AG CENTER</b>				
<b>Expenses</b>				
EX04 - Contractual	164,642	168,600	168,600	172,600.00
<b>Expenses Total</b>	<b>164,642</b>	<b>168,600</b>	<b>168,600</b>	<b>172,600.00</b>
<b>A-1620-6010 - General Fund-BUILDINGS &amp; GROUNDS-DUNKIRK AG CENTER Total</b>	<b>164,642</b>	<b>168,600</b>	<b>168,600</b>	<b>172,600.00</b>
<b>A-1620-6020 - General Fund-BUILDINGS &amp; GROUNDS-LUCAS AVENUE</b>				
<b>Expenses</b>				
EX04 - Contractual	159,161	281,500	348,000	166,500.00
<b>Expenses Total</b>	<b>159,161</b>	<b>281,500</b>	<b>348,000</b>	<b>166,500.00</b>
<b>A-1620-6020 - General Fund-BUILDINGS &amp; GROUNDS-LUCAS AVENUE Total</b>	<b>159,161</b>	<b>281,500</b>	<b>348,000</b>	<b>166,500.00</b>
<b>A-1620-6050 - General Fund-BUILDINGS &amp; GROUNDS-DMV-DUNKIRK</b>				
<b>Revenue</b>				
RE15 - Use Of Money & Property	0	0	0	0.00
RE21 - Federal Aid	0	0	0	0.00
<b>Revenue Total</b>	<b>0</b>	<b>0</b>	<b>0</b>	<b>0.00</b>
<b>Expenses</b>				

## PUBLIC FACILITIES

	2023 ACTUAL AMOUNT	2024 ADOPTED BUDGET	2024 AMENDED BUDGET	2025 ADOPTED BUDGET
EX01 - Personal Services	0	0	0	0.00
EX02 - Equipment	0	0	0	0.00
EX04 - Contractual	49,979	50,600	50,600	50,600.00
EX08 - Employee Benefits	0	0	0	0.00
<b>Expenses Total</b>	<b>49,979</b>	<b>50,600</b>	<b>50,600</b>	<b>50,600.00</b>
<b>A-1620-6050 - General Fund-BUILDINGS &amp; GROUNDS-DMV-DUNKIRK Total</b>	<b>49,979</b>	<b>50,600</b>	<b>50,600</b>	<b>50,600.00</b>
<b>A-1620-6090 - General Fund-BUILDINGS &amp; GROUNDS-DMV-JAMESTOWN</b>				
<b>Revenue</b>				
RE15 - Use Of Money & Property	0	0	0	0.00
<b>Revenue Total</b>	<b>0</b>	<b>0</b>	<b>0</b>	<b>0.00</b>
<b>Expenses</b>				
EX01 - Personal Services	0	0	0	0.00
EX02 - Equipment	0	0	0	0.00
EX04 - Contractual	49,690	52,000	52,000	55,000.00
EX08 - Employee Benefits	0	0	0	0.00
<b>Expenses Total</b>	<b>49,690</b>	<b>52,000</b>	<b>52,000</b>	<b>55,000.00</b>
<b>A-1620-6090 - General Fund-BUILDINGS &amp; GROUNDS-DMV-JAMESTOWN Total</b>	<b>49,690</b>	<b>52,000</b>	<b>52,000</b>	<b>55,000.00</b>
<b>A-1620-7010 - General Fund-BUILDINGS &amp; GROUNDS-SOUTH CO OFFICE BUILDING</b>				
<b>Revenue</b>				
RE15 - Use Of Money & Property	0	0	0	0.00
RE18 - Sale Of Property/Compensa	0	0	0	0.00
RE21 - Federal Aid	0	0	0	0.00
<b>Revenue Total</b>	<b>0</b>	<b>0</b>	<b>0</b>	<b>0.00</b>
<b>Expenses</b>				
EX01 - Personal Services	0	0	0	0.00
EX02 - Equipment	0	0	0	0.00
EX04 - Contractual	750,242	780,370	780,370	810,685.00
EX08 - Employee Benefits	0	0	0	0.00
<b>Expenses Total</b>	<b>750,242</b>	<b>780,370</b>	<b>780,370</b>	<b>810,685.00</b>
<b>A-1620-7010 - General Fund-BUILDINGS &amp; GROUNDS-SOUTH CO OFFICE BUILDING To</b>	<b>750,242</b>	<b>780,370</b>	<b>780,370</b>	<b>810,685.00</b>



## PUBLIC FACILITIES

	2023 ACTUAL AMOUNT	2024 ADOPTED BUDGET	2024 AMENDED BUDGET	2025 ADOPTED BUDGET
<b>A-5610-5610 - General Fund-CHAUTAUQUA COUNTY AIRPORT-JAMESTOWN AIRPORT</b>				
<b>Revenue</b>				
RE13 - Departmental Income	-115,006	-126,586	-126,586	(137,968.00)
RE18 - Sale Of Property/Compensa	-4,250	0	0	0.00
RE19 - Miscellaneous	-55	0	0	0.00
RE20 - New York State Aid	0	0	0	0.00
RE21 - Federal Aid	0	0	-78,085	0.00
RE36 - Interfund Revenues	0	0	0	0.00
<b>Revenue Total</b>	<b>-119,311</b>	<b>-126,586</b>	<b>-204,671</b>	<b>(137,968.00)</b>
<b>Expenses</b>				
EX01 - Personal Services	276,078	347,884	347,884	336,533.00
EX02 - Equipment	1,069	12,500	40,585	12,500.00
EX04 - Contractual	258,164	358,930	417,739	359,652.00
EX08 - Employee Benefits	160,265	188,789	188,789	192,996.00
<b>Expenses Total</b>	<b>695,575</b>	<b>908,103</b>	<b>994,997</b>	<b>901,681.00</b>
<b>A-5610-5610 - General Fund-CHAUTAUQUA COUNTY AIRPORT-JAMESTOWN AIRPORT</b>	<b>576,264</b>	<b>781,517</b>	<b>790,326</b>	<b>763,713.00</b>
<b>A-5610-5612 - General Fund-CHAUTAUQUA COUNTY AIRPORT-DUNKIRK AIRPORT</b>				
<b>Revenue</b>				
RE13 - Departmental Income	-52,864	-64,711	-64,711	(66,000.00)
RE18 - Sale Of Property/Compensa	0	0	0	0.00
RE19 - Miscellaneous	0	0	0	0.00
RE21 - Federal Aid	0	0	0	0.00
<b>Revenue Total</b>	<b>-52,864</b>	<b>-64,711</b>	<b>-64,711</b>	<b>(66,000.00)</b>
<b>Expenses</b>				
EX01 - Personal Services	204,851	233,018	233,018	244,267.00
EX02 - Equipment	0	0	0	0.00
EX04 - Contractual	116,811	141,162	142,355	135,909.00
EX08 - Employee Benefits	111,236	145,286	145,286	155,192.00
<b>Expenses Total</b>	<b>432,898</b>	<b>519,466</b>	<b>520,659</b>	<b>535,368.00</b>
<b>A-5610-5612 - General Fund-CHAUTAUQUA COUNTY AIRPORT-DUNKIRK AIRPORT Tot</b>	<b>380,034</b>	<b>454,755</b>	<b>455,948</b>	<b>469,368.00</b>

# PUBLIC FACILITIES

	2023 ACTUAL AMOUNT	2024 ADOPTED BUDGET	2024 AMENDED BUDGET	2025 ADOPTED BUDGET
<b>A-5630-5625 - General Fund-BUS OPERATIONS-CARTS</b>				
<b>Revenue</b>				
RE13 - Departmental Income	-418,284	-556,086	-556,086	(362,650.00)
RE14 - Shared Services	-381,454	-399,471	-399,471	(487,805.00)
RE18 - Sale Of Property/Compensa	-21,451	-33,000	-33,000	(33,000.00)
RE19 - Miscellaneous	-1,539	-3,000	-3,000	(3,000.00)
RE20 - New York State Aid	-1,619,381	-1,770,072	-1,770,072	(1,923,728.00)
RE21 - Federal Aid	-650,900	-507,563	-507,563	(512,429.00)
RE22 - Interfund Transfers	0	0	0	0.00
<b>Revenue Total</b>	<b>-3,093,009</b>	<b>-3,269,192</b>	<b>-3,269,192</b>	<b>(3,322,612.00)</b>
<b>Expenses</b>				
EX01 - Personal Services	2,073,374	2,102,577	2,102,577	2,201,355.00
EX02 - Equipment	0	0	0	0.00
EX04 - Contractual	873,374	827,650	827,650	924,734.00
EX08 - Employee Benefits	1,035,592	1,100,983	1,100,983	1,188,735.00
<b>Expenses Total</b>	<b>3,982,339</b>	<b>4,031,210</b>	<b>4,031,210</b>	<b>4,314,824.00</b>
<b>A-5630-5625 - General Fund-BUS OPERATIONS-CARTS Total</b>	<b>889,330</b>	<b>762,018</b>	<b>762,018</b>	<b>992,212.00</b>
<b>A-5630-5631 - General Fund-BUS OPERATIONS-SUNY</b>				
<b>Revenue</b>				
RE13 - Departmental Income	-3,227	-6,000	-6,000	(5,025.00)
RE20 - New York State Aid	-88,613	-88,000	-88,000	(99,850.00)
<b>Revenue Total</b>	<b>-91,840</b>	<b>-94,000</b>	<b>-94,000</b>	<b>(104,875.00)</b>
<b>Expenses</b>				
EX04 - Contractual	93,650	94,000	94,000	104,875.00
<b>Expenses Total</b>	<b>93,650</b>	<b>94,000</b>	<b>94,000</b>	<b>104,875.00</b>
<b>A-5630-5631 - General Fund-BUS OPERATIONS-SUNY Total</b>	<b>1,809</b>	<b>0</b>	<b>0</b>	<b>0.00</b>
<b>A-7110 - General Fund-PARKS</b>				
<b>Revenue</b>				
RE11 - Non Property Tax Items	-150,000	-150,000	-150,000	(150,000.00)
RE18 - Sale Of Property/Compensa	-5,620	0	0	0.00
RE19 - Miscellaneous	0	-350	-350	(350.00)

## PUBLIC FACILITIES

	2023 ACTUAL AMOUNT	2024 ADOPTED BUDGET	2024 AMENDED BUDGET	2025 ADOPTED BUDGET
RE21 - Federal Aid	0	0	0	0.00
<b>Revenue Total</b>	<b>-155,620</b>	<b>-150,350</b>	<b>-150,350</b>	<b>(150,350.00)</b>
<b>Expenses</b>				
EX01 - Personal Services	101,055	130,358	130,358	159,130.00
EX02 - Equipment	0	0	0	8,450.00
EX04 - Contractual	32,956	34,790	38,914	55,987.00
EX08 - Employee Benefits	48,390	52,842	52,842	59,370.00
<b>Expenses Total</b>	<b>182,400</b>	<b>217,990</b>	<b>222,114</b>	<b>282,937.00</b>
<b>A-7110 - General Fund-PARKS Total</b>	<b>26,780</b>	<b>67,640</b>	<b>71,764</b>	<b>132,587.00</b>
<b>A-8730 - General Fund-FORESTRY</b>				
<b>Revenue</b>				
RE15 - Use Of Money & Property	-3,538	-5,500	-5,500	(5,500.00)
RE18 - Sale Of Property/Compensa	0	0	0	0.00
<b>Revenue Total</b>	<b>-3,538</b>	<b>-5,500</b>	<b>-5,500</b>	<b>(5,500.00)</b>
<b>Expenses</b>				
EX01 - Personal Services	0	0	0	0.00
EX04 - Contractual	21,422	24,000	24,000	24,000.00
EX08 - Employee Benefits	0	0	0	0.00
<b>Expenses Total</b>	<b>21,422</b>	<b>24,000</b>	<b>24,000</b>	<b>24,000.00</b>
<b>A-8730 - General Fund-FORESTRY Total</b>	<b>17,884</b>	<b>18,500</b>	<b>18,500</b>	<b>18,500.00</b>
<b>LOCAL SHARE TOTAL</b>	<b>5,060,493</b>	<b>5,638,385</b>	<b>5,820,203</b>	<b>6,403,765</b>

# PUBLIC FACILITIES

	2023 ACTUAL AMOUNT	2024 ADOPTED BUDGET	2024 AMENDED BUDGET	2025 ADOPTED BUDGET
<b>D-5010 - County Road Fund-PUBLIC FACILITIES ADMIN</b>				
<b>Revenue</b>				
RE13 - Departmental Income	-6	-20	-20	(20.00)
RE15 - Use Of Money & Property	-227,710	-169,762	-169,762	(436,945.00)
RE19 - Miscellaneous	0	0	0	0.00
RE22 - Interfund Transfers	0	0	0	0.00
<b>Revenue Total</b>	<b>-227,716</b>	<b>-169,782</b>	<b>-169,782</b>	<b>(436,965.00)</b>
<b>Expenses</b>				
EX01 - Personal Services	258,140	215,129	215,129	228,519.00
EX02 - Equipment	0	0	0	0.00
EX04 - Contractual	121,064	116,537	120,033	132,981.00
EX08 - Employee Benefits	150,375	123,115	123,115	123,263.00
<b>Expenses Total</b>	<b>529,579</b>	<b>454,781</b>	<b>458,277</b>	<b>484,763.00</b>
<b>D-5010 - County Road Fund-PUBLIC FACILITIES ADMIN Total</b>	<b>301,863</b>	<b>284,999</b>	<b>288,495</b>	<b>47,798.00</b>
<b>D-5020 - County Road Fund-ENGINEERING</b>				
<b>Revenue</b>				
RE13 - Departmental Income	0	0	0	0.00
RE14 - Shared Services	0	0	0	0.00
RE16 - Licenses & Permits	0	0	0	0.00
RE18 - Sale Of Property/Compensa	0	0	0	0.00
RE19 - Miscellaneous	0	0	0	0.00
RE22 - Interfund Transfers	0	0	0	0.00
<b>Revenue Total</b>	<b>0</b>	<b>0</b>	<b>0</b>	<b>0.00</b>
<b>Expenses</b>				
EX01 - Personal Services	441,813	493,944	493,944	490,301.00
EX02 - Equipment	0	4,800	4,800	3,600.00
EX04 - Contractual	19,966	19,489	19,489	21,311.00
EX08 - Employee Benefits	246,227	247,085	247,085	273,801.00
<b>Expenses Total</b>	<b>708,006</b>	<b>765,318</b>	<b>765,318</b>	<b>789,013.00</b>
<b>D-5020 - County Road Fund-ENGINEERING Total</b>	<b>708,006</b>	<b>765,318</b>	<b>765,318</b>	<b>789,013.00</b>
<b>D-5110 - County Road Fund-MAINTENANCE OF ROADS</b>				

## PUBLIC FACILITIES

	2023 ACTUAL AMOUNT	2024 ADOPTED BUDGET	2024 AMENDED BUDGET	2025 ADOPTED BUDGET
<b>Revenue</b>				
RE13 - Departmental Income	0	0	0	0.00
RE14 - Shared Services	-265	0	0	0.00
RE15 - Use Of Money & Property	0	0	0	0.00
RE18 - Sale Of Property/Compensa	0	0	0	0.00
RE19 - Miscellaneous	-284	0	0	0.00
RE20 - New York State Aid	0	0	0	0.00
RE21 - Federal Aid	0	0	0	0.00
RE36 - Interfund Revenues	0	0	0	0.00
<b>Revenue Total</b>	<b>-550</b>	<b>0</b>	<b>0</b>	<b>0.00</b>
<b>Expenses</b>				
EX01 - Personal Services	4,359,587	5,125,469	5,125,469	5,074,429.00
EX02 - Equipment	0	0	0	0.00
EX04 - Contractual	2,095,531	2,200,490	2,213,967	2,316,229.00
EX08 - Employee Benefits	2,821,140	3,076,963	3,076,963	3,109,197.00
<b>Expenses Total</b>	<b>9,276,257</b>	<b>10,402,922</b>	<b>10,416,399</b>	<b>10,499,855.00</b>
<b>D-5110 - County Road Fund-MAINTENANCE OF ROADS Total</b>	<b>9,275,708</b>	<b>10,402,922</b>	<b>10,416,399</b>	<b>10,499,855.00</b>
<b>D-5110-3310 - County Road Fund-MAINTENANCE OF ROADS-PAVEMENT MARKING</b>				
<b>Expenses</b>				
EX01 - Personal Services	0	0	0	0.00
EX04 - Contractual	448,111	450,000	450,000	450,000.00
EX08 - Employee Benefits	0	0	0	0.00
<b>Expenses Total</b>	<b>448,111</b>	<b>450,000</b>	<b>450,000</b>	<b>450,000.00</b>
<b>D-5110-3310 - County Road Fund-MAINTENANCE OF ROADS-PAVEMENT MARKING Tc</b>	<b>448,111</b>	<b>450,000</b>	<b>450,000</b>	<b>450,000.00</b>
<b>D-5112-390 - County Road Fund-CAPITAL IMPROVEMENTS-COUNTY BRIDGE PROGRAM</b>				
<b>Revenue</b>				
RE11 - Non Property Tax Items	-405,005	-385,000	-385,000	(400,000.00)
RE14 - Shared Services	0	0	0	0.00
RE18 - Sale Of Property/Compensa	-12,638	0	0	0.00
RE20 - New York State Aid	-1,072,502	-1,087,502	-1,337,502	(1,087,502.00)
RE21 - Federal Aid	0	0	0	0.00
RE22 - Interfund Transfers	0	0	0	0.00

# PUBLIC FACILITIES

	2023 ACTUAL AMOUNT	2024 ADOPTED BUDGET	2024 AMENDED BUDGET	2025 ADOPTED BUDGET
<b>Revenue Total</b>	<b>-1,490,145</b>	<b>-1,472,502</b>	<b>-1,722,502</b>	<b>(1,487,502.00)</b>
<b>Expenses</b>				
EX04 - Contractual	2,086,214	1,472,502	1,964,331	1,487,502.00
<b>Expenses Total</b>	<b>2,086,214</b>	<b>1,472,502</b>	<b>1,964,331</b>	<b>1,487,502.00</b>
<b>D-5112-390 - County Road Fund-CAPITAL IMPROVEMENTS-COUNTY BRIDGE PROGRAI</b>	<b>596,069</b>	<b>0</b>	<b>241,829</b>	<b>0.00</b>
<b>D-5112-391 - County Road Fund-CAPITAL IMPROVEMENTS-HIGHWAY IMPROVEMENTS</b>				
<b>Revenue</b>				
RE11 - Non Property Tax Items	-405,005	-385,000	-385,000	(400,000.00)
RE14 - Shared Services	0	0	0	0.00
RE16 - Licenses & Permits	-61,582	-75,000	-75,000	(65,000.00)
RE19 - Miscellaneous	0	0	0	0.00
RE20 - New York State Aid	-7,006,609	-6,157,656	-6,774,040	(6,175,034.00)
RE21 - Federal Aid	0	0	0	0.00
RE22 - Interfund Transfers	0	0	0	0.00
<b>Revenue Total</b>	<b>-7,473,196</b>	<b>-6,617,656</b>	<b>-7,234,040</b>	<b>(6,640,034.00)</b>
<b>Expenses</b>				
EX04 - Contractual	8,187,012	7,367,656	8,102,605	7,390,034.00
<b>Expenses Total</b>	<b>8,187,012</b>	<b>7,367,656</b>	<b>8,102,605</b>	<b>7,390,034.00</b>
<b>D-5112-391 - County Road Fund-CAPITAL IMPROVEMENTS-HIGHWAY IMPROVEMENT</b>	<b>713,816</b>	<b>750,000</b>	<b>868,565</b>	<b>750,000.00</b>
<b>D-5142 - County Road Fund-SNOW REMOVAL: CO ROADS</b>				
<b>Revenue</b>				
RE14 - Shared Services	0	0	0	0.00
RE19 - Miscellaneous	-210,584	-235,000	-235,000	(180,205.00)
RE20 - New York State Aid	0	0	0	0.00
RE21 - Federal Aid	0	0	0	0.00
<b>Revenue Total</b>	<b>-210,584</b>	<b>-235,000</b>	<b>-235,000</b>	<b>(180,205.00)</b>
<b>Expenses</b>				
EX01 - Personal Services	0	0	0	0.00
EX04 - Contractual	2,605,862	2,233,460	2,219,492	1,792,092.00
EX08 - Employee Benefits	0	0	0	0.00

# PUBLIC FACILITIES

	2023 ACTUAL AMOUNT	2024 ADOPTED BUDGET	2024 AMENDED BUDGET	2025 ADOPTED BUDGET
<b>Expenses Total</b>	<b>2,605,862</b>	<b>2,233,460</b>	<b>2,219,492</b>	<b>1,792,092.00</b>
<b>D-5142 - County Road Fund-SNOW REMOVAL: CO ROADS Total</b>	<b>2,395,277</b>	<b>1,998,460</b>	<b>1,984,492</b>	<b>1,611,887.00</b>
<b>D-9901 - County Road Fund-TRANSFER TO OTHER FUNDS</b>				
<b>Revenue</b>				
RE22 - Interfund Transfers	-14,375,291	-14,151,699	-14,131,699	(13,548,553.00)
<b>Revenue Total</b>	<b>-14,375,291</b>	<b>-14,151,699</b>	<b>-14,131,699</b>	<b>(13,548,553.00)</b>
<b>D-9901 - County Road Fund-TRANSFER TO OTHER FUNDS Total</b>	<b>-14,375,291</b>	<b>-14,151,699</b>	<b>-14,131,699</b>	<b>(13,548,553.00)</b>
<b>D-9950 - County Road Fund-TRANSFER TO CAPITAL</b>				
<b>Revenue</b>				
RE22 - Interfund Transfers	0	0	0	0.00
<b>Revenue Total</b>	<b>0</b>	<b>0</b>	<b>0</b>	<b>0.00</b>
<b>Expenses</b>				
EX09 - Interfund Transfers	0	0	71,868	0.00
<b>Expenses Total</b>	<b>0</b>	<b>0</b>	<b>71,868</b>	<b>0.00</b>
<b>D-9950 - County Road Fund-TRANSFER TO CAPITAL Total</b>	<b>0</b>	<b>0</b>	<b>71,868</b>	<b>0.00</b>
<b>LOCAL SHARE TOTAL</b>	<b>63,559</b>	<b>500,000</b>	<b>955,267</b>	<b>600,000</b>

## PUBLIC FACILITIES

	2023 ACTUAL AMOUNT	2024 ADOPTED BUDGET	2024 AMENDED BUDGET	2025 ADOPTED BUDGET
<b>DM-5130 - Road Machinery Fund-ROAD MACHINERY</b>				
<b>Revenue</b>				
RE13 - Departmental Income	0	0	0	0.00
RE14 - Shared Services	-434,806	-461,450	-461,450	(460,022.00)
RE15 - Use Of Money & Property	-147,744	-34,522	-34,522	(98,471.00)
RE18 - Sale Of Property/Compensa	-71,057	-5,000	-13,574	(5,000.00)
RE19 - Miscellaneous	-555,519	-528,500	-528,500	(511,747.00)
RE20 - New York State Aid	0	0	0	0.00
RE21 - Federal Aid	0	0	0	0.00
RE22 - Interfund Transfers	0	0	-50,000	0.00
RE23 - Proceeds L/T Obligations	0	0	0	0.00
RE36 - Interfund Revenues	-12,946	-16,500	-16,500	(16,500.00)
<b>Revenue Total</b>	<b>-1,222,071</b>	<b>-1,045,972</b>	<b>-1,104,546</b>	<b>(1,091,740.00)</b>
<b>Expenses</b>				
EX01 - Personal Services	881,131	930,173	930,173	951,594.00
EX02 - Equipment	39,694	20,415	20,415	19,500.00
EX04 - Contractual	3,186,656	3,254,684	3,340,273	3,372,299.00
EX08 - Employee Benefits	546,656	557,402	557,402	555,766.00
<b>Expenses Total</b>	<b>4,654,138</b>	<b>4,762,674</b>	<b>4,848,263</b>	<b>4,899,159.00</b>
<b>DM-5130 - Road Machinery Fund-ROAD MACHINERY Total</b>	<b>3,432,067</b>	<b>3,716,702</b>	<b>3,743,717</b>	<b>3,807,419.00</b>
<b>DM-9730 - Road Machinery Fund-DEBT SERVICE/BANS</b>				
<b>Expenses</b>				
EX06 - Principal	474,944	568,200	568,200	792,180.00
EX07 - Interest	364,936	232,214	232,214	216,030.00
<b>Expenses Total</b>	<b>839,880</b>	<b>800,414</b>	<b>800,414</b>	<b>1,008,210.00</b>
<b>DM-9730 - Road Machinery Fund-DEBT SERVICE/BANS Total</b>	<b>839,880</b>	<b>800,414</b>	<b>800,414</b>	<b>1,008,210.00</b>
<b>DM-9901 - Road Machinery Fund-TRANSFER TO OTHER FUNDS</b>				
<b>Revenue</b>				
RE22 - Interfund Transfers	-4,838,784	-4,517,116	-4,517,116	(4,715,629.00)
<b>Revenue Total</b>	<b>-4,838,784</b>	<b>-4,517,116</b>	<b>-4,517,116</b>	<b>(4,715,629.00)</b>
<b>DM-9901 - Road Machinery Fund-TRANSFER TO OTHER FUNDS Total</b>	<b>-4,838,784</b>	<b>-4,517,116</b>	<b>-4,517,116</b>	<b>(4,715,629.00)</b>



## PUBLIC FACILITIES

	2023 ACTUAL AMOUNT	2024 ADOPTED BUDGET	2024 AMENDED BUDGET	2025 ADOPTED BUDGET
<b>LOCAL SHARE TOTAL</b>	<b>0</b>	<b>0</b>	<b>0</b>	<b>0</b>

**2025 ADOPTED BUDGET  
PERSONNEL ANALYSIS  
POSITION COUNT SUMMARY**

DEPT #	DEPARTMENT	2024 Adopted  FTE	2025 Tentative  FTE	Inc / (Dec) from prior year FTE
<b>25</b>	A-1620 - BUILDINGS & GROUNDS	20.00	20.00	0.00
	A-5610-5610 - CHAUTAUQUA COUNTY AIRPORT-JAMESTOWN AIRPORT	5.45	5.45	0.00
	A-5610-5612 - CHAUTAUQUA COUNTY AIRPORT-DUNKIRK AIRPORT	4.00	4.00	0.00
	A-5630-5625 - BUS OPERATIONS-CARTS	31.90	31.90	0.00
	A-7110 - PARKS	2.82	3.32	0.50
	D-5010 - PUBLIC FACILITIES ADMINISTRATION	3.50	3.50	0.00
	D-5020 - ENGINEERING	7.65	7.65	0.00
	D-5110 - MAINTENANCE OF ROADS	101.10	100.60	-0.50
	DM-5130 - ROAD MACHINERY	<u>15.95</u>	<u>15.95</u>	<u>0.00</u>
	<b>PUBLIC FACILITIES</b>	<b>192.37</b>	<b>192.37</b>	<b>0.00</b>





31/33 - MENTAL HEALTH/SOCIAL SERVICES

2025 ADOPTED BUDGET

DEPARTMENT BUDGET SUMMARY	\$ AMOUNT	% OF DEPT. TOTAL
<b>APPROPRIATIONS</b>		
.1 Personal Services	\$ 25,489,043	21.71%
.2 Equipment	182,250	0.16%
.4 Contractual	77,778,423	66.25%
.8 Employee Benefits	13,952,180	11.88%
<b>TOTAL</b>	<b>\$ 117,401,896</b>	<b>100.00%</b>
<b>REVENUES</b>		
Local Sources	\$ 16,070,827	13.69%
State Aid	21,398,692	18.23%
Federal Aid	33,154,976	28.24%
Transfers	-	0.00%
<b>TOTAL</b>	<b>\$ 70,624,495</b>	<b>60.16%</b>
<b>DEPARTMENT LOCAL SHARE:</b>	<b>\$ 46,777,401</b>	<b>39.84%</b>
<b>DEPT.'S LOCAL SHARE AS % OF TOTAL LEVY:</b>		<b>78.43%</b>
<b>DEPT.'S PORTION OF COUNTY FULL VALUE RATE:</b>		<b>\$6.702</b>

<b>NUMBER OF EMPLOYEES IN DEPARTMENT:</b>	<b>441.14</b>
---	---------------

DEPARTMENT ACCOUNT SUMMARY	% OF DEPT.'S LOCAL SHARE
A.6010.----. Social Services Administration	15.54%
A.6055.----. Day Care	-0.92%
A.6070.----. Services for Recipients	-0.04%
A.6100.----. Medicaid	68.29%
A.6101.----. Medical Assistance	0.26%
A.6109.----. Family Assistance	0.10%
A.6119.----. Child Care (Foster/Institution)	4.08%
A.6123.----. Juvenile Delinquent Care	0.11%
A.6123.RTA. Raise the Age	0.00%
A.6129.----. State Training School	1.07%
A.6140.----. Safety Net	10.00%
A.6141.----. Home Energy Assistance Program	0.00%
A.6142.----. Emergency Aid for Adults	0.12%
A.7310.----. Youth Programs	0.16%
A.4310.----. Mental Hygiene Administration	-0.05%
A.4320.----. Mental Hygiene Programs	-0.32%
A.4322.----. Mental Hygiene Law	1.60%
<b>TOTAL</b>	<b>100.00%</b>

**MENTAL HEALTH / SOCIAL SERVICES**

	2023 ACTUAL AMOUNT	2024 ADOPTED BUDGET	2024 AMENDED BUDGET	2025 ADOPTED BUDGET
<b>A-4310 - General Fund-MENTAL HYGIENE ADMIN</b>				
<b>Revenue</b>				
RE13 - Departmental Income	0	0	0	0.00
RE18 - Sale Of Property/Compensa	0	0	0	0.00
RE19 - Miscellaneous	-69,000	-100,000	-100,000	(100,000.00)
RE20 - New York State Aid	-68,674	-68,975	-68,975	(69,641.00)
RE21 - Federal Aid	-95,255	-148,340	-148,340	(111,255.00)
<b>Revenue Total</b>	<b>-232,929</b>	<b>-317,315</b>	<b>-317,315</b>	<b>(280,896.00)</b>
<b>Expenses</b>				
EX01 - Personal Services	124,442	184,431	184,431	133,903.00
EX02 - Equipment	0	3,300	5,060	6,075.00
EX04 - Contractual	46,772	67,408	67,498	57,126.00
EX08 - Employee Benefits	55,880	73,725	73,725	59,816.00
<b>Expenses Total</b>	<b>227,094</b>	<b>328,864</b>	<b>330,714</b>	<b>256,920.00</b>
<b>A-4310 - General Fund-MENTAL HYGIENE ADMIN Total</b>	<b>-5,835</b>	<b>11,549</b>	<b>13,399</b>	<b>(23,976.00)</b>
<b>A-4320 - General Fund-MENTAL HYGIENE PROGRAMS</b>				
<b>Revenue</b>				
RE13 - Departmental Income	-9,511,615	-11,458,709	-11,458,709	(13,449,599.00)
RE18 - Sale Of Property/Compensa	-6,178	0	0	(25,000.00)
RE19 - Miscellaneous	-322,376	-653,863	-653,863	(375,886.00)
RE20 - New York State Aid	-5,369,646	-5,512,011	-5,512,011	(7,093,860.00)
RE21 - Federal Aid	-2,624,855	-4,222,285	-4,397,119	(2,067,477.00)
RE22 - Interfund Transfers	0	0	0	0.00
<b>Revenue Total</b>	<b>-17,834,670</b>	<b>-21,846,868</b>	<b>-22,021,702</b>	<b>(23,011,822.00)</b>
<b>Expenses</b>				
EX01 - Personal Services	6,501,864	8,102,236	8,102,236	8,470,831.00
EX02 - Equipment	28,077	118,530	195,970	70,875.00
EX04 - Contractual	8,098,658	9,218,453	9,404,311	9,856,756.00
EX08 - Employee Benefits	3,290,724	3,978,754	3,978,754	4,464,704.00
<b>Expenses Total</b>	<b>17,919,323</b>	<b>21,417,973</b>	<b>21,681,271</b>	<b>22,863,166.00</b>
<b>A-4320 - General Fund-MENTAL HYGIENE PROGRAMS Total</b>	<b>84,653</b>	<b>-428,895</b>	<b>-340,431</b>	<b>(148,656.00)</b>

# MENTAL HEALTH / SOCIAL SERVICES

	2023 ACTUAL AMOUNT	2024 ADOPTED BUDGET	2024 AMENDED BUDGET	2025 ADOPTED BUDGET
<b>A-4322 - General Fund-MENTAL HYGIENE LAW</b>				
<b>Expenses</b>				
EX04 - Contractual	644,721	750,000	750,000	750,000.00
<b>Expenses Total</b>	<b>644,721</b>	<b>750,000</b>	<b>750,000</b>	<b>750,000.00</b>
<b>A-4322 - General Fund-MENTAL HYGIENE LAW Total</b>				
	<b>644,721</b>	<b>750,000</b>	<b>750,000</b>	<b>750,000.00</b>
<b>A-6010 - General Fund-SOCIAL SERVICES ADMIN</b>				
<b>Revenue</b>				
RE13 - Departmental Income	-287,162	-265,000	-265,000	(265,000.00)
RE15 - Use Of Money & Property	-8,857	-2,510	-2,510	(2,342.00)
RE18 - Sale Of Property/Compensa	-7,750	0	0	0.00
RE19 - Miscellaneous	0	0	0	0.00
RE20 - New York State Aid	-9,909,795	-9,123,350	-9,607,325	(9,376,204.00)
RE21 - Federal Aid	-12,533,084	-14,340,950	-14,440,912	(14,823,744.00)
<b>Revenue Total</b>	<b>-22,746,648</b>	<b>-23,731,810</b>	<b>-24,315,747</b>	<b>(24,467,290.00)</b>
<b>Expenses</b>				
EX01 - Personal Services	14,657,370	16,119,219	16,119,219	16,827,353.00
EX02 - Equipment	78,301	293,300	293,300	105,300.00
EX04 - Contractual	6,989,563	5,022,083	5,627,560	5,401,793.00
EX08 - Employee Benefits	8,406,008	8,932,357	8,932,357	9,401,078.00
<b>Expenses Total</b>	<b>30,131,242</b>	<b>30,366,959</b>	<b>30,972,436</b>	<b>31,735,524.00</b>
<b>A-6010 - General Fund-SOCIAL SERVICES ADMIN Total</b>				
	<b>7,384,594</b>	<b>6,635,149</b>	<b>6,656,689</b>	<b>7,268,234.00</b>
<b>A-6055 - General Fund-DAY CARE</b>				
<b>Revenue</b>				
RE13 - Departmental Income	-8,287	0	0	0.00
RE20 - New York State Aid	-255,513	-90,000	-210,000	(232,570.00)
RE21 - Federal Aid	-6,350,104	-4,380,000	-7,260,000	(7,547,500.00)
<b>Revenue Total</b>	<b>-6,613,904</b>	<b>-4,470,000</b>	<b>-7,470,000</b>	<b>(7,780,070.00)</b>
<b>Expenses</b>				
EX04 - Contractual	6,160,533	4,000,000	7,000,000	7,350,000.00
<b>Expenses Total</b>	<b>6,160,533</b>	<b>4,000,000</b>	<b>7,000,000</b>	<b>7,350,000.00</b>

## MENTAL HEALTH / SOCIAL SERVICES

	2023 ACTUAL AMOUNT	2024 ADOPTED BUDGET	2024 AMENDED BUDGET	2025 ADOPTED BUDGET
<b>A-6055 - General Fund-DAY CARE Total</b>	<b>-453,371</b>	<b>-470,000</b>	<b>-470,000</b>	<b>(430,070.00)</b>
<b>A-6070 - General Fund-SERVICES FOR RECIPIENTS</b>				
<b>Revenue</b>				
RE13 - Departmental Income	0	0	0	0.00
RE20 - New York State Aid	0	0	0	0.00
RE21 - Federal Aid	-196,827	-20,000	-20,000	(100,000.00)
<b>Revenue Total</b>	<b>-196,827</b>	<b>-20,000</b>	<b>-20,000</b>	<b>(100,000.00)</b>
<b>Expenses</b>				
EX04 - Contractual	226,423	104,000	404,000	80,000.00
<b>Expenses Total</b>	<b>226,423</b>	<b>104,000</b>	<b>404,000</b>	<b>80,000.00</b>
<b>A-6070 - General Fund-SERVICES FOR RECIPIENTS Total</b>	<b>29,596</b>	<b>84,000</b>	<b>384,000</b>	<b>(20,000.00)</b>
<b>A-6100 - General Fund-MEDICAID</b>				
<b>Expenses</b>				
EX04 - Contractual	27,915,640	31,742,461	31,742,461	31,943,316.00
<b>Expenses Total</b>	<b>27,915,640</b>	<b>31,742,461</b>	<b>31,742,461</b>	<b>31,943,316.00</b>
<b>A-6100 - General Fund-MEDICAID Total</b>	<b>27,915,640</b>	<b>31,742,461</b>	<b>31,742,461</b>	<b>31,943,316.00</b>
<b>A-6101 - General Fund-MEDICAL ASSISTANCE</b>				
<b>Revenue</b>				
RE13 - Departmental Income	-661,884	0	0	0.00
RE20 - New York State Aid	407,167	0	0	0.00
RE21 - Federal Aid	260,997	-150,000	-150,000	(25,000.00)
<b>Revenue Total</b>	<b>6,280</b>	<b>-150,000</b>	<b>-150,000</b>	<b>(25,000.00)</b>
<b>Expenses</b>				
EX04 - Contractual	52,839	275,000	275,000	145,000.00
<b>Expenses Total</b>	<b>52,839</b>	<b>275,000</b>	<b>275,000</b>	<b>145,000.00</b>
<b>A-6101 - General Fund-MEDICAL ASSISTANCE Total</b>	<b>59,119</b>	<b>125,000</b>	<b>125,000</b>	<b>120,000.00</b>
<b>A-6109 - General Fund-FAMILY ASSISTANCE</b>				
<b>Revenue</b>				



## MENTAL HEALTH / SOCIAL SERVICES

	2023 ACTUAL AMOUNT	2024 ADOPTED BUDGET	2024 AMENDED BUDGET	2025 ADOPTED BUDGET
RE13 - Departmental Income	-603,877	-750,000	-750,000	(750,000.00)
RE20 - New York State Aid	-2,454	-2,000	-2,000	(2,000.00)
RE21 - Federal Aid	-5,883,555	-5,146,000	-5,146,000	(5,700,000.00)
<b>Revenue Total</b>	<b>-6,489,886</b>	<b>-5,898,000</b>	<b>-5,898,000</b>	<b>(6,452,000.00)</b>
<b>Expenses</b>				
EX04 - Contractual	6,562,682	6,200,000	6,200,000	6,500,000.00
<b>Expenses Total</b>	<b>6,562,682</b>	<b>6,200,000</b>	<b>6,200,000</b>	<b>6,500,000.00</b>
<b>A-6109 - General Fund-FAMILY ASSISTANCE Total</b>	<b>72,795</b>	<b>302,000</b>	<b>302,000</b>	<b>48,000.00</b>
<b>A-6119 - General Fund-CHILD CARE (FOSTER/INST)</b>				
<b>Revenue</b>				
RE13 - Departmental Income	-371,559	-200,000	-200,000	(100,000.00)
RE20 - New York State Aid	-1,267,507	-1,071,421	-1,071,421	(1,300,000.00)
RE21 - Federal Aid	-2,563,653	-2,411,150	-2,411,150	(2,700,000.00)
<b>Revenue Total</b>	<b>-4,202,719</b>	<b>-3,682,571</b>	<b>-3,682,571</b>	<b>(4,100,000.00)</b>
<b>Expenses</b>				
EX04 - Contractual	7,700,856	6,927,071	6,927,071	6,010,000.00
<b>Expenses Total</b>	<b>7,700,856</b>	<b>6,927,071</b>	<b>6,927,071</b>	<b>6,010,000.00</b>
<b>A-6119 - General Fund-CHILD CARE (FOSTER/INST) Total</b>	<b>3,498,137</b>	<b>3,244,500</b>	<b>3,244,500</b>	<b>1,910,000.00</b>
<b>A-6123 - General Fund-JUVENILE DELINQUENT CARE</b>				
<b>Revenue</b>				
RE13 - Departmental Income	0	0	0	0.00
RE20 - New York State Aid	0	0	0	0.00
<b>Revenue Total</b>	<b>0</b>	<b>0</b>	<b>0</b>	<b>0.00</b>
<b>Expenses</b>				
EX04 - Contractual	-2,167	50,000	50,000	50,000.00
<b>Expenses Total</b>	<b>-2,167</b>	<b>50,000</b>	<b>50,000</b>	<b>50,000.00</b>
<b>A-6123 - General Fund-JUVENILE DELINQUENT CARE Total</b>	<b>-2,167</b>	<b>50,000</b>	<b>50,000</b>	<b>50,000.00</b>
<b>A-6123-RTA - General Fund-JUVENILE DELINQUENT CARE-RAISE THE AGE</b>				

## MENTAL HEALTH / SOCIAL SERVICES

	2023 ACTUAL AMOUNT	2024 ADOPTED BUDGET	2024 AMENDED BUDGET	2025 ADOPTED BUDGET
<b>Revenue</b>				
RE13 - Departmental Income	0	0	0	0.00
RE20 - New York State Aid	-80,032	-500,000	-500,000	(500,000.00)
RE21 - Federal Aid	0	0	0	0.00
<b>Revenue Total</b>	<b>-80,032</b>	<b>-500,000</b>	<b>-500,000</b>	<b>(500,000.00)</b>
<b>Expenses</b>				
EX01 - Personal Services	0	0	0	0.00
EX04 - Contractual	80,033	500,000	500,000	500,000.00
EX08 - Employee Benefits	0	0	0	0.00
<b>Expenses Total</b>	<b>80,033</b>	<b>500,000</b>	<b>500,000</b>	<b>500,000.00</b>
<b>A-6123-RTA - General Fund-JUVENILE DELINQUENT CARE-RAISE THE AGE Total</b>	<b>1</b>	<b>0</b>	<b>0</b>	<b>0.00</b>
<b>A-6129 - General Fund-STATE TRAINING SCHOOL</b>				
<b>Revenue</b>				
RE13 - Departmental Income	0	0	0	0.00
<b>Revenue Total</b>	<b>0</b>	<b>0</b>	<b>0</b>	<b>0.00</b>
<b>Expenses</b>				
EX04 - Contractual	270,278	650,800	350,800	500,000.00
<b>Expenses Total</b>	<b>270,278</b>	<b>650,800</b>	<b>350,800</b>	<b>500,000.00</b>
<b>A-6129 - General Fund-STATE TRAINING SCHOOL Total</b>	<b>270,278</b>	<b>650,800</b>	<b>350,800</b>	<b>500,000.00</b>
<b>A-6140 - General Fund-SAFETY NET</b>				
<b>Revenue</b>				
RE13 - Departmental Income	-751,652	-800,000	-1,075,000	(1,000,000.00)
RE20 - New York State Aid	-2,325,481	-1,703,750	-2,403,750	(2,240,000.00)
RE21 - Federal Aid	-169,575	-75,000	-100,000	(80,000.00)
<b>Revenue Total</b>	<b>-3,246,708</b>	<b>-2,578,750</b>	<b>-3,578,750</b>	<b>(3,320,000.00)</b>
<b>Expenses</b>				
EX04 - Contractual	8,828,081	6,750,000	9,250,000	8,000,000.00
<b>Expenses Total</b>	<b>8,828,081</b>	<b>6,750,000</b>	<b>9,250,000</b>	<b>8,000,000.00</b>
<b>A-6140 - General Fund-SAFETY NET Total</b>	<b>5,581,374</b>	<b>4,171,250</b>	<b>5,671,250</b>	<b>4,680,000.00</b>

**MENTAL HEALTH / SOCIAL SERVICES**

	2023 ACTUAL AMOUNT	2024 ADOPTED BUDGET	2024 AMENDED BUDGET	2025 ADOPTED BUDGET
<b>A-6142 - General Fund-EMERGENCY AID FOR ADULTS</b>				
<b>Revenue</b>				
RE13 - Departmental Income	0	-1,000	-1,000	(3,000.00)
RE20 - New York State Aid	-80,722	-60,000	-60,000	(100,000.00)
<b>Revenue Total</b>	<b>-80,722</b>	<b>-61,000</b>	<b>-61,000</b>	<b>(103,000.00)</b>
<b>Expenses</b>				
EX04 - Contractual	161,436	120,000	120,000	160,000.00
<b>Expenses Total</b>	<b>161,436</b>	<b>120,000</b>	<b>120,000</b>	<b>160,000.00</b>
<b>A-6142 - General Fund-EMERGENCY AID FOR ADULTS Total</b>	<b>80,714</b>	<b>59,000</b>	<b>59,000</b>	<b>57,000.00</b>
<b>A-7310 - General Fund-YOUTH PROGRAMS</b>				
<b>Revenue</b>				
RE19 - Miscellaneous	0	0	0	0.00
RE20 - New York State Aid	-209,177	-202,354	-446,808	(484,417.00)
<b>Revenue Total</b>	<b>-209,177</b>	<b>-202,354</b>	<b>-446,808</b>	<b>(484,417.00)</b>
<b>Expenses</b>				
EX01 - Personal Services	28,916	47,426	47,426	56,956.00
EX02 - Equipment	0	0	0	0.00
EX04 - Contractual	247,866	190,331	434,785	474,432.00
EX08 - Employee Benefits	15,019	30,783	30,783	26,582.00
<b>Expenses Total</b>	<b>291,800</b>	<b>268,540</b>	<b>512,994</b>	<b>557,970.00</b>
<b>A-7310 - General Fund-YOUTH PROGRAMS Total</b>	<b>82,623</b>	<b>66,186</b>	<b>66,186</b>	<b>73,553.00</b>
<b>LOCAL SHARE TOTAL</b>	<b>45,242,873</b>	<b>46,993,000</b>	<b>48,604,854</b>	<b>46,777,401</b>

**2025 ADOPTED BUDGET  
PERSONNEL ANALYSIS  
POSITION COUNT SUMMARY**

DEPT #	DEPARTMENT	2024 Adopted  FTE	2025 Adopted  FTE	Inc / (Dec) from prior year FTE
31	A-6010 - SOCIAL SERVICES ADMINISTRATION A-7310 - YOUTH PROGRAMS <b>SOCIAL SERVICES</b>	305.42 <u>1.10</u> <b>306.52</b>	307.72 <u>1.10</u> <b>308.82</b>	2.30 <u>0.00</u> <b>2.30</b>
33	A-4310 - MENTAL HYGIENE ADMINISTRATION A-4320 - MENTAL HYGIENE PROGRAMS <b>MENTAL HEALTH</b>	2.56 <u>125.28</u> <b>127.84</b>	2.26 <u>130.06</u> <b>132.32</b>	-0.30 <u>4.78</u> <b>4.48</b>
31/33	<b>TOTAL MENTAL HEALTH AND SOCIAL SERVICES</b>	<b>434.36</b>	<b>441.14</b>	<b>6.78</b>



32 - PUBLIC HEALTH

2025 ADOPTED BUDGET

DEPARTMENT BUDGET SUMMARY	\$ AMOUNT	% OF DEPT. TOTAL
<b>APPROPRIATIONS</b>		
.1 Personal Services	\$ 5,192,029	23.98%
.2 Equipment	133,500	0.62%
.4 Contractual Services	13,631,769	62.95%
.8 Employee Benefits	2,697,920	12.46%
<b>TOTAL</b>	<b>\$ 21,655,218</b>	<b>100.00%</b>
<b>REVENUES</b>		
Local Sources	\$ 360,700	1.67%
State Aid	9,155,031	42.28%
Federal Aid	3,312,434	15.30%
Transfers	-	0.00%
<b>TOTAL</b>	<b>\$ 12,828,165</b>	<b>59.24%</b>
<b>DEPARTMENT LOCAL SHARE:</b>	<b>\$ 8,827,053</b>	<b>40.76%</b>
<b>DEPT.'S LOCAL SHARE AS % OF TOTAL LEVY:</b>		<b>12.05%</b>
<b>DEPT.'S PORTION OF COUNTY FULL VALUE RATE:</b>		<b>\$0.808</b>

<b>NUMBER OF EMPLOYEES IN DEPARTMENT:</b>	80.44
---	-------

DEPARTMENT ACCOUNT SUMMARY	% OF DEPT.'S LOCAL SHARE
A.1185.----. Medical Examiners & Coroners	8.41%
A.2960.ADMN. Educ: Handicapped Children-Administratio	35.45%
A.4010.----. Public Health Administration	13.03%
A.4017.JAIL. Clinics-Jail	24.02%
A.4017.MAT. Clinics-MAT	0.00%
A.4059.----. Early Intervention Program	4.76%
A.4090.----. Environmental Health	14.32%
<b>TOTAL</b>	<b>100.00%</b>

# HEALTH DEPARTMENT

	2023 ACTUAL AMOUNT	2024 ADOPTED BUDGET	2024 AMENDED BUDGET	2025 ADOPTED BUDGET
<b>A-1185 - General Fund-MED EXAMINERS &amp; CORONERS</b>				
<b>Revenue</b>				
RE19 - Miscellaneous	-2,119	0	0	0.00
RE20 - New York State Aid	0	0	0	0.00
RE21 - Federal Aid	0	0	-175,000	0.00
<b>Revenue Total</b>	<b>-2,119</b>	<b>0</b>	<b>-175,000</b>	<b>0.00</b>
<b>Expenses</b>				
EX01 - Personal Services	138,823	205,775	205,775	233,927.00
EX02 - Equipment	0	3,900	3,900	3,600.00
EX04 - Contractual	366,909	408,490	583,490	389,051.00
EX08 - Employee Benefits	56,290	88,824	88,824	115,960.00
<b>Expenses Total</b>	<b>562,022</b>	<b>706,989</b>	<b>881,989</b>	<b>742,538.00</b>
<b>A-1185 - General Fund-MED EXAMINERS &amp; CORONERS Total</b>	<b>559,903</b>	<b>706,989</b>	<b>706,989</b>	<b>742,538.00</b>
<b>A-2960-ADMN - General Fund-EDUC: HANDICAPPED CHILDREN-ADMINISTRATION</b>				
<b>Revenue</b>				
RE19 - Miscellaneous	0	0	0	0.00
RE20 - New York State Aid	-4,776,108	-4,780,250	-4,780,250	(5,498,447.00)
RE21 - Federal Aid	-548,773	-641,670	-641,670	(575,000.00)
<b>Revenue Total</b>	<b>-5,324,881</b>	<b>-5,421,920</b>	<b>-5,421,920</b>	<b>(6,073,447.00)</b>
<b>Expenses</b>				
EX01 - Personal Services	89,602	84,634	84,634	94,603.00
EX02 - Equipment	0	0	0	0.00
EX04 - Contractual	8,785,396	8,091,577	8,091,577	9,055,513.00
EX08 - Employee Benefits	57,139	44,987	44,987	52,754.00
<b>Expenses Total</b>	<b>8,932,137</b>	<b>8,221,198</b>	<b>8,221,198</b>	<b>9,202,870.00</b>
<b>A-2960-ADMN - General Fund-EDUC: HANDICAPPED CHILDREN-ADMINISTRATION Tot</b>	<b>3,607,256</b>	<b>2,799,278</b>	<b>2,799,278</b>	<b>3,129,423.00</b>
<b>A-4010 - General Fund-PUBLIC HEALTH ADMIN</b>				
<b>Revenue</b>				
RE13 - Departmental Income	-6,217	-20,000	-20,000	(7,500.00)
RE14 - Shared Services	0	0	0	0.00
RE15 - Use Of Money & Property	0	0	0	0.00

**HEALTH DEPARTMENT**

	2023 ACTUAL AMOUNT	2024 ADOPTED BUDGET	2024 AMENDED BUDGET	2025 ADOPTED BUDGET
RE18 - Sale Of Property/Compensa	-109	0	0	0.00
RE19 - Miscellaneous	0	0	0	0.00
RE20 - New York State Aid	-1,578,738	-1,857,909	-1,870,973	(1,755,000.00)
RE21 - Federal Aid	-1,755,332	-377,497	-1,093,272	(253,384.00)
<b>Revenue Total</b>	<b>-3,340,396</b>	<b>-2,255,406</b>	<b>-2,984,245</b>	<b>(2,015,884.00)</b>
<b>Expenses</b>				
EX01 - Personal Services	1,377,596	1,836,442	1,786,442	1,711,715.00
EX02 - Equipment	339,556	18,200	18,200	45,500.00
EX04 - Contractual	1,697,943	449,392	1,183,137	478,060.00
EX08 - Employee Benefits	736,945	989,156	989,156	930,650.00
<b>Expenses Total</b>	<b>4,152,040</b>	<b>3,293,190</b>	<b>3,976,935</b>	<b>3,165,925.00</b>
<b>A-4010 - General Fund-PUBLIC HEALTH ADMIN Total</b>	<b>811,644</b>	<b>1,037,784</b>	<b>992,690</b>	<b>1,150,041.00</b>
<b>A-4017-JAIL - General Fund-CLINICS-JAIL</b>				
<b>Revenue</b>				
RE14 - Shared Services	-285,988	0	0	0.00
RE18 - Sale Of Property/Compensa	0	0	0	0.00
RE19 - Miscellaneous	0	0	0	0.00
RE20 - New York State Aid	-70,118	-40,000	-40,000	(60,000.00)
RE21 - Federal Aid	-37,446	0	0	0.00
<b>Revenue Total</b>	<b>-393,552</b>	<b>-40,000</b>	<b>-40,000</b>	<b>(60,000.00)</b>
<b>Expenses</b>				
EX01 - Personal Services	667,087	490,853	490,853	820,000.00
EX02 - Equipment	0	0	0	0.00
EX04 - Contractual	875,439	316,256	316,341	952,756.00
EX08 - Employee Benefits	323,418	249,462	249,462	407,704.00
<b>Expenses Total</b>	<b>1,865,944</b>	<b>1,056,571</b>	<b>1,056,656</b>	<b>2,180,460.00</b>
<b>A-4017-JAIL - General Fund-CLINICS-JAIL Total</b>	<b>1,472,392</b>	<b>1,016,571</b>	<b>1,016,656</b>	<b>2,120,460.00</b>
<b>A-4017-MAT - General Fund-CLINICS-SUBSTANCE ABUSE RECOVERY PROGRAM</b>				
<b>Revenue</b>				
RE18 - Sale Of Property/Compensa	0	-1,159,657	-1,159,657	0.00
RE20 - New York State Aid	0	0	0	0.00



**HEALTH DEPARTMENT**

	2023 ACTUAL AMOUNT	2024 ADOPTED BUDGET	2024 AMENDED BUDGET	2025 ADOPTED BUDGET
RE21 - Federal Aid	0	0	0	0.00
<b>Revenue Total</b>	<b>0</b>	<b>-1,159,657</b>	<b>-1,159,657</b>	<b>0.00</b>
<b>Expenses</b>				
EX01 - Personal Services	0	211,066	211,066	0.00
EX04 - Contractual	0	836,660	836,660	0.00
EX08 - Employee Benefits	0	111,931	111,931	0.00
<b>Expenses Total</b>	<b>0</b>	<b>1,159,657</b>	<b>1,159,657</b>	<b>0.00</b>
<b>A-4017-MAT - General Fund-CLINICS-SUBSTANCE ABUSE RECOVERY PROGRAM Total</b>	<b>0</b>	<b>0</b>	<b>0</b>	<b>0.00</b>
<b>A-4059 - General Fund-EARLY INTERVENTION PROGRAM</b>				
<b>Revenue</b>				
RE13 - Departmental Income	0	0	0	0.00
RE19 - Miscellaneous	0	0	0	0.00
RE20 - New York State Aid	-351,807	-342,116	-342,116	(504,116.00)
RE21 - Federal Aid	-337,850	-239,253	-239,253	(380,000.00)
<b>Revenue Total</b>	<b>-689,658</b>	<b>-581,369</b>	<b>-581,369</b>	<b>(884,116.00)</b>
<b>Expenses</b>				
EX01 - Personal Services	435,483	391,252	441,252	573,038.00
EX02 - Equipment	0	0	0	0.00
EX04 - Contractual	351,297	455,985	455,985	466,364.00
EX08 - Employee Benefits	223,393	219,263	219,263	265,303.00
<b>Expenses Total</b>	<b>1,010,173</b>	<b>1,066,500</b>	<b>1,116,500</b>	<b>1,304,705.00</b>
<b>A-4059 - General Fund-EARLY INTERVENTION PROGRAM Total</b>	<b>320,515</b>	<b>485,131</b>	<b>535,131</b>	<b>420,589.00</b>
<b>A-4090 - General Fund-ENVIRONMENTAL HEALTH</b>				
<b>Revenue</b>				
RE13 - Departmental Income	-404,795	-319,500	-319,500	(353,200.00)
RE18 - Sale Of Property/Compensa	0	0	0	0.00
RE19 - Miscellaneous	0	0	0	0.00
RE20 - New York State Aid	-547,825	-906,681	-1,964,855	(1,337,468.00)
RE21 - Federal Aid	-2,301,725	-2,213,050	-2,251,098	(2,104,050.00)
<b>Revenue Total</b>	<b>-3,254,346</b>	<b>-3,439,231</b>	<b>-4,535,453</b>	<b>(3,794,718.00)</b>

# HEALTH DEPARTMENT

	2023 ACTUAL AMOUNT	2024 ADOPTED BUDGET	2024 AMENDED BUDGET	2025 ADOPTED BUDGET
<b>Expenses</b>				
EX01 - Personal Services	1,278,834	1,440,164	1,635,551	1,758,746.00
EX02 - Equipment	2,774	13,400	138,536	84,400.00
EX04 - Contractual	2,224,650	2,554,235	3,226,899	2,290,025.00
EX08 - Employee Benefits	652,865	717,343	823,614	925,549.00
<b>Expenses Total</b>	<b>4,159,124</b>	<b>4,725,142</b>	<b>5,824,600</b>	<b>5,058,720.00</b>
<b>A-4090 - General Fund-ENVIRONMENTAL HEALTH Total</b>	<b>904,778</b>	<b>1,285,911</b>	<b>1,289,147</b>	<b>1,264,002.00</b>
<b>LOCAL SHARE TOTAL</b>	<b>7,676,488</b>	<b>7,331,664</b>	<b>7,339,891</b>	<b>8,827,053</b>

**2025 ADOPTED BUDGET  
PERSONNEL ANALYSIS  
POSITION COUNT SUMMARY**

DEPT #	DEPARTMENT	2024 Adopted  FTE	2025 Tentative  FTE	Inc / (Dec) from prior year FTE
	A-1185 - MEDICAL EXAMINERS & CORONERS	2.01	2.08	0.07
	A-4010 - PUBLIC HEALTH ADMINISTRATION	28.46	25.07	-3.39
	A-4017-JAIL - CLINICS-JAIL	6.27	9.49	3.22
	A-4090 - ENVIRONMENTAL HEALTH	5.43	0.00	-5.43
	A-4189-LEAD - OTHER PUBLIC HEALTH PROGRAMS - LEAD TESTING	<u>25.95</u>	<u>32.22</u>	<u>6.27</u>
	<b>CORE PUBLIC HEALTH</b>	<b>68.12</b>	<b>68.86</b>	<b>0.74</b>
	A-2960-ADMN - EDUCATION: HANDICAPPED CHILDREN-ADMINISTRATION	1.48	1.58	0.10
	A-4059 - EARLY INTERVENTION PROGRAM	<u>7.25</u>	<u>10.00</u>	<u>2.75</u>
	<b>CHILDREN WITH SPECIAL HEALTH CARE NEEDS</b>	<b>8.73</b>	<b>11.58</b>	<b>2.85</b>
<b>32</b>	<b>TOTAL PUBLIC HEALTH</b>	<b>76.85</b>	<b>80.44</b>	<b>3.59</b>



34 - OFFICE FOR AGING SERVICES

2025 ADOPTED BUDGET

DEPARTMENT BUDGET SUMMARY	\$ AMOUNT	% OF DEPT. TOTAL
<b>APPROPRIATIONS</b>		
.1 Personal Services	\$1,317,412	25.40%
.2 Equipment	-	0.00%
.4 Contractual	3,114,407	60.05%
.8 Employee Benefits	754,862	14.55%
<b>TOTAL</b>	<b>\$5,186,681</b>	<b>100.00%</b>
<b>REVENUES</b>		
Local Sources	\$ 691,200	13.33%
State Aid	2,677,610	51.62%
Federal Aid	732,283	14.12%
Transfers	-	0.00%
<b>TOTAL</b>	<b>\$4,101,093</b>	<b>79.07%</b>
<b>DEPARTMENT LOCAL SHARE:</b>	<b>\$1,085,588</b>	<b>20.93%</b>
<b>DEPT.'S LOCAL SHARE AS % OF TOTAL LEVY:</b>		1.48%
<b>DEPT.'S PORTION OF COUNTY FULL VALUE RATE:</b>		\$0.099

<b>NUMBER OF EMPLOYEES IN DEPARTMENT:</b>	23.68
---	-------

DEPARTMENT ACCOUNT SUMMARY	% OF DEPT.'S LOCAL SHARE
A.6772.----- Office for Aging Service:	100.00%
<b>TOTAL</b>	<b>100.00%</b>

## OFFICE FOR AGING SERVICES

	2023 ACTUAL AMOUNT	2024 ADOPTED BUDGET	2024 AMENDED BUDGET	2025 ADOPTED BUDGET
<b>A-6772 - General Fund-OFFICE FOR AGING SERVICES</b>				
<b>Revenue</b>				
RE13 - Departmental Income	-646,528	-705,200	-705,200	(679,900.00)
RE14 - Shared Services	0	0	0	0.00
RE15 - Use Of Money & Property	0	0	0	0.00
RE18 - Sale Of Property/Compensa	0	-1,000	-1,000	0.00
RE19 - Miscellaneous	-8,081	-6,000	-6,000	(11,300.00)
RE20 - New York State Aid	-2,170,440	-2,375,686	-2,375,686	(2,677,610.00)
RE21 - Federal Aid	-1,436,661	-1,425,180	-1,425,180	(732,283.00)
<b>Revenue Total</b>	<b>-4,261,709</b>	<b>-4,513,066</b>	<b>-4,513,066</b>	<b>(4,101,093.00)</b>
<b>Expenses</b>				
EX01 - Personal Services	1,195,038	1,358,738	1,358,738	1,317,412.00
EX02 - Equipment	7,107	1,300	1,300	0.00
EX04 - Contractual	3,516,664	3,575,557	3,583,729	3,114,407.00
EX08 - Employee Benefits	706,235	796,758	796,758	754,862.00
<b>Expenses Total</b>	<b>5,425,044</b>	<b>5,732,353</b>	<b>5,740,525</b>	<b>5,186,681.00</b>
<b>A-6772 - General Fund-OFFICE FOR AGING SERVICES Total</b>	<b>1,163,335</b>	<b>1,219,287</b>	<b>1,227,459</b>	<b>1,085,588.00</b>
<b>LOCAL SHARE TOTAL</b>	<b>1,163,335</b>	<b>1,219,287</b>	<b>1,227,459</b>	<b>1,085,588</b>

2025 ADOPTED BUDGET  
PERSONNEL ANALYSIS  
POSITION COUNT SUMMARY

DEPT #	DEPARTMENT	2024 Adopted  FTE	2025 Tentative  FTE	Inc / (Dec) from prior year FTE
34	A-6772 - OFFICE FOR AGING SERVICES <b>OFFICE FOR AGING SERVICES</b>	<u>27.82</u> 27.82	<u>23.68</u> 23.68	<u>-4.14</u> -4.14







37 - PLANNING & ECONOMIC DEVELOPMENT

2025 ADOPTED BUDGET

DEPARTMENT BUDGET SUMMARY	\$ AMOUNT	% OF DEPT. TOTAL
<b>APPROPRIATIONS</b>		
.1 Personal Services	\$ 583,939	12.91%
.2 Equipment	-	0.00%
.4 Contractual	3,648,564	80.66%
.8 Employee Benefits	291,145	6.44%
<b>TOTAL</b>	<b>\$ 4,523,648</b>	<b>100.00%</b>
<b>REVENUES</b>		
Occupancy Tax Reserve	\$ -	0.00%
Local Sources	2,025,870	44.78%
State Aid	267,000	5.90%
Federal Aid	-	0.00%
Transfers	-	0.00%
<b>TOTAL</b>	<b>\$ 2,292,870</b>	<b>50.69%</b>
<b>DEPARTMENT LOCAL SHARE:</b>	<b>\$ 2,230,778</b>	<b>49.31%</b>
<b>DEPT.'S LOCAL SHARE AS % OF TOTAL LEVY:</b>		3.05%
<b>DEPT.'S PORTION OF COUNTY FULL VALUE RATE:</b>		\$0.204
<b>NUMBER OF EMPLOYEES IN DEPARTMENT:</b>		8.49

DEPARTMENT ACCOUNT SUMMARY		% OF DEPT.'S LOCAL SHARE
A.6420.----.	Promotion of Industry	13.05%
A.6420.COMC.	Community Contracts	39.64%
A.6420.TOUR.	Tourism	15.13%
A.8020.----.	Planning	25.03%
A.8020.WTRS.	Watershed Administration	7.16%
<b>TOTAL</b>		<b>100.00%</b>

# PLANNING & ECONOMIC DEVELOPMENT

	2023 ACTUAL AMOUNT	2024 ADOPTED BUDGET	2024 AMENDED BUDGET	2025 ADOPTED BUDGET
<b>A-6420 - General Fund-PROMOTION OF INDUSTRY</b>				
<b>Revenue</b>				
RE11 - Non Property Tax Items	0	0	0	0.00
RE13 - Departmental Income	-30,000	-30,000	-30,000	(30,000.00)
RE14 - Shared Services	0	0	0	0.00
RE18 - Sale Of Property/Compensa	0	0	0	0.00
RE19 - Miscellaneous	-340,999	0	0	0.00
RE20 - New York State Aid	0	0	-200,000	0.00
RE21 - Federal Aid	-101,340	0	-63,000	0.00
<b>Revenue Total</b>	<b>-472,339</b>	<b>-30,000</b>	<b>-293,000</b>	<b>(30,000.00)</b>
<b>Expenses</b>				
EX01 - Personal Services	106,409	180,552	180,552	186,061.00
EX02 - Equipment	0	0	0	0.00
EX04 - Contractual	120,746	32,827	295,827	37,835.00
EX08 - Employee Benefits	51,950	90,266	90,266	97,168.00
<b>Expenses Total</b>	<b>279,104</b>	<b>303,645</b>	<b>566,645</b>	<b>321,064.00</b>
<b>A-6420 - General Fund-PROMOTION OF INDUSTRY Total</b>	<b>-193,234</b>	<b>273,645</b>	<b>273,645</b>	<b>291,064.00</b>
<b>A-6420-COMC - General Fund-PROMOTION OF INDUSTRY-COMMUNITY CONTRACTS</b>				
<b>Revenue</b>				
RE19 - Miscellaneous	0	0	0	0.00
RE21 - Federal Aid	-304,651	0	-327,075	0.00
<b>Revenue Total</b>	<b>-304,651</b>	<b>0</b>	<b>-327,075</b>	<b>0.00</b>
<b>Expenses</b>				
EX04 - Contractual	1,075,676	809,920	1,136,995	884,217.00
<b>Expenses Total</b>	<b>1,075,676</b>	<b>809,920</b>	<b>1,136,995</b>	<b>884,217.00</b>
<b>A-6420-COMC - General Fund-PROMOTION OF INDUSTRY-COMMUNITY CONTRACTS 1</b>	<b>771,025</b>	<b>809,920</b>	<b>809,920</b>	<b>884,217.00</b>
<b>A-8020 - General Fund-PLANNING</b>				
<b>Revenue</b>				
RE11 - Non Property Tax Items	0	0	0	0.00
RE13 - Departmental Income	0	0	0	0.00
RE14 - Shared Services	-16,250	0	0	0.00

**PLANNING & ECONOMIC DEVELOPMENT**

	2023 ACTUAL AMOUNT	2024 ADOPTED BUDGET	2024 AMENDED BUDGET	2025 ADOPTED BUDGET
RE18 - Sale Of Property/Compensa	0	0	0	0.00
RE19 - Miscellaneous	0	0	0	0.00
RE20 - New York State Aid	-210,074	-267,000	-411,000	(267,000.00)
RE21 - Federal Aid	-804,364	0	-283,211	0.00
<b>Revenue Total</b>	<b>-1,030,688</b>	<b>-267,000</b>	<b>-694,211</b>	<b>(267,000.00)</b>
<b>Expenses</b>				
EX01 - Personal Services	240,965	312,849	312,849	327,868.00
EX02 - Equipment	0	0	0	0.00
EX04 - Contractual	1,160,313	327,736	754,947	341,007.00
EX08 - Employee Benefits	114,064	147,918	147,918	156,402.00
<b>Expenses Total</b>	<b>1,515,342</b>	<b>788,503</b>	<b>1,215,714</b>	<b>825,277.00</b>
<b>A-8020 - General Fund-PLANNING Total</b>	<b>484,655</b>	<b>521,503</b>	<b>521,503</b>	<b>558,277.00</b>
<b>A-6420-TOUR - General Fund-PROMOTION OF INDUSTRY-TOURISM</b>				
<b>Revenue</b>				
RE11 - Non Property Tax Items	-1,092,722	-1,042,674	-1,042,674	(1,067,682.00)
RE21 - Federal Aid	0	0	0	0.00
<b>Revenue Total</b>	<b>-1,092,722</b>	<b>-1,042,674</b>	<b>-1,042,674</b>	<b>(1,067,682.00)</b>
<b>Expenses</b>				
EX04 - Contractual	1,009,945	1,042,674	1,315,508	1,405,227.00
<b>Expenses Total</b>	<b>1,009,945</b>	<b>1,042,674</b>	<b>1,315,508</b>	<b>1,405,227.00</b>
<b>A-6420-TOUR - General Fund-PROMOTION OF INDUSTRY-TOURISM Total</b>	<b>-82,778</b>	<b>0</b>	<b>272,834</b>	<b>337,545.00</b>
<b>A-8020-WTRS - General Fund-PLANNING-WATERSHED ADMINISTRATION</b>				
<b>Revenue</b>				
RE11 - Non Property Tax Items	-913,148	-906,759	-906,759	(928,188.00)
RE14 - Shared Services	0	0	0	0.00
RE20 - New York State Aid	0	0	-50,000	0.00
RE21 - Federal Aid	-498,070	0	-976,965	0.00
<b>Revenue Total</b>	<b>-1,411,218</b>	<b>-906,759</b>	<b>-1,933,724</b>	<b>(928,188.00)</b>
<b>Expenses</b>				
EX01 - Personal Services	65,649	71,471	71,471	70,010.00

## PLANNING & ECONOMIC DEVELOPMENT

	2023 ACTUAL AMOUNT	2024 ADOPTED BUDGET	2024 AMENDED BUDGET	2025 ADOPTED BUDGET
EX02 - Equipment	405,760	0	1,403,523	0.00
EX04 - Contractual	1,136,143	1,314,796	2,272,049	980,278.00
EX08 - Employee Benefits	33,334	35,156	35,156	37,575.00
<b>Expenses Total</b>	<b>1,640,887</b>	<b>1,421,423</b>	<b>3,782,199</b>	<b>1,087,863.00</b>
<b>A-8020-WTRS - General Fund-PLANNING-WATERSHED ADMINISTRATION Total</b>	<b>229,669</b>	<b>514,664</b>	<b>1,848,475</b>	<b>159,675.00</b>
<b>LOCAL SHARE TOTAL</b>	<b>1,209,337</b>	<b>2,119,732</b>	<b>3,726,377</b>	<b>2,230,778</b>

**2025 ADOPTED BUDGET  
PERSONNEL ANALYSIS  
POSITION COUNT SUMMARY**

DEPT #	DEPARTMENT	2024 Adopted  FTE	2025 Tentative  FTE	Inc / (Dec) from prior year FTE
	A-6420 - PROMOTION OF INDUSTRY	2.75	2.75	0.00
	A-8020 - PLANNING	4.88	4.74	-0.14
	A-8020-WTRS - PLANNING-WATERSHED ADMINISTRATION	<u>1.00</u>	<u>1.00</u>	<u>0.00</u>
<b>37</b>	<b>PLANNING &amp; ECONOMIC DEVELOPMENT</b>	<b>8.63</b>	<b>8.49</b>	<b>-0.14</b>







41 - BOARD OF ELECTIONS

2025 ADOPTED BUDGET

DEPARTMENT BUDGET SUMMARY	\$ AMOUNT	% OF DEPT. TOTAL
<b>APPROPRIATIONS</b>		
.1 Personal Services	\$ 613,730	46.91%
.2 Equipment	-	0.00%
.4 Contractual	465,013	35.54%
.8 Employee Benefits	229,646	17.55%
<b>TOTAL</b>	<b>\$ 1,308,389</b>	<b>100.00%</b>
<b>REVENUES</b>		
Local Sources	\$ 55,250	4.22%
State Aid	31,654	2.42%
Federal Aid	-	0.00%
Transfers	-	0.00%
<b>TOTAL</b>	<b>\$ 86,904</b>	<b>6.64%</b>
<b>DEPARTMENT LOCAL SHARE:</b>	<b>\$ 1,221,485</b>	<b>93.36%</b>
<b>DEPT.'S LOCAL SHARE AS % OF TOTAL LEVY:</b>		1.67%
<b>DEPT.'S PORTION OF COUNTY FULL VALUE RATE:</b>		\$0.112

<b>NUMBER OF EMPLOYEES IN DEPARTMENT:</b>	9.92
---	------

DEPARTMENT ACCOUNT SUMMAR	% OF DEPT.'S LOCAL SHARE
A.1450.----- Board of Elections	100.00%
<b>TOTAL</b>	<b>100.00%</b>

# BOARD OF ELECTIONS

	2023 ACTUAL AMOUNT	2024 ADOPTED BUDGET	2024 AMENDED BUDGET	2025 ADOPTED BUDGET
<b>A-1450 - General Fund-BOARD OF ELECTIONS</b>				
<b>Revenue</b>				
RE14 - Shared Services	-76,482	-50,000	-50,000	(55,000.00)
RE18 - Sale Of Property/Compensa	-338	-100	-100	(250.00)
RE19 - Miscellaneous	0	0	0	0.00
RE20 - New York State Aid	-5,869	-31,654	-135,670	(31,654.00)
RE21 - Federal Aid	0	0	0	0.00
<b>Revenue Total</b>	<b>-82,688</b>	<b>-81,754</b>	<b>-185,770</b>	<b>(86,904.00)</b>
<b>Expenses</b>				
EX01 - Personal Services	500,920	634,334	634,334	613,730.00
EX02 - Equipment	2,003	0	104,016	0.00
EX04 - Contractual	326,604	498,419	498,419	465,013.00
EX08 - Employee Benefits	210,675	226,731	226,731	229,646.00
<b>Expenses Total</b>	<b>1,040,202</b>	<b>1,359,484</b>	<b>1,463,500</b>	<b>1,308,389.00</b>
<b>A-1450 - General Fund-BOARD OF ELECTIONS Total</b>	<b>957,514</b>	<b>1,277,730</b>	<b>1,277,730</b>	<b>1,221,485.00</b>
<b>LOCAL SHARE TOTAL</b>	<b>957,514</b>	<b>1,277,730</b>	<b>1,277,730</b>	<b>1,221,485</b>

**2025 ADOPTED BUDGET  
PERSONNEL ANALYSIS  
POSITION COUNT SUMMARY**

DEPT #	DEPARTMENT	2024 Adopted FTE	2025 Tentative FTE	Inc / (Dec) from prior year FTE
41	A-1450 - BOARD OF ELECTIONS <b>BOARD OF ELECTIONS</b>	<u>11.38</u> <b>11.38</b>	<u>9.92</u> <b>9.92</b>	<u>-1.46</u> <b>-1.46</b>





42 - VETERANS SERVICE AGENCY

2025 ADOPTED BUDGET

DEPARTMENT BUDGET SUMMARY	\$ AMOUNT	% OF DEPT. TOTAL
<b>APPROPRIATIONS</b>		
.1 Personal Services	\$ 177,631	55.65%
.2 Equipment	-	0.00%
.4 Contractual	41,825	13.10%
.8 Employee Benefits	99,711	31.24%
<b>TOTAL</b>	<b>\$ 319,167</b>	<b>100.00%</b>
<b>REVENUES</b>		
Local Sources	\$ 2,200	0.69%
State Aid	25,000	7.83%
Federal Aid	-	0.00%
Transfers	-	0.00%
<b>TOTAL</b>	<b>\$ 27,200</b>	<b>8.52%</b>
<b>DEPARTMENT LOCAL SHARE:</b>	<b>\$ 291,967</b>	<b>91.48%</b>
<b>DEPT.'S LOCAL SHARE AS % OF TOTAL LEVY:</b>		0.40%
<b>DEPT.'S PORTION OF COUNTY FULL VALUE RATE:</b>		\$0.027
<b>NUMBER OF EMPLOYEES IN DEPARTMENT:</b>		2.86

DEPARTMENT ACCOUNT SUMMARY	% OF DEPT.'S LOCAL SHARE
A.6510.----. Veterans Service Agency	100.00%
<b>TOTAL</b>	<b>100.00%</b>

# VETERANS SERVICE AGENCY

	2023 ACTUAL AMOUNT	2024 ADOPTED BUDGET	2024 AMENDED BUDGET	2025 ADOPTED BUDGET
<b>A-6510 - General Fund-VETERANS SERVICE AGENCY</b>				
<b>Revenue</b>				
RE13 - Departmental Income	-2,240	-2,200	-2,200	(2,200.00)
RE14 - Shared Services	0	0	0	0.00
RE15 - Use Of Money & Property	0	0	0	0.00
RE18 - Sale Of Property/Compensa	0	0	0	0.00
RE19 - Miscellaneous	0	0	0	0.00
RE20 - New York State Aid	-25,000	-25,000	-25,000	(25,000.00)
RE21 - Federal Aid	0	0	0	0.00
RE22 - Interfund Transfers	0	0	0	0.00
<b>Revenue Total</b>	<b>-27,240</b>	<b>-27,200</b>	<b>-27,200</b>	<b>(27,200.00)</b>
<b>Expenses</b>				
EX01 - Personal Services	147,232	177,528	177,528	177,631.00
EX02 - Equipment	1,158	0	0	0.00
EX04 - Contractual	41,393	41,050	41,050	41,825.00
EX08 - Employee Benefits	82,749	97,582	97,582	99,711.00
<b>Expenses Total</b>	<b>272,532</b>	<b>316,160</b>	<b>316,160</b>	<b>319,167.00</b>
<b>A-6510 - General Fund-VETERANS SERVICE AGENCY Total</b>	<b>245,292</b>	<b>288,960</b>	<b>288,960</b>	<b>291,967.00</b>
<b>LOCAL SHARE TOTAL</b>	<b>245,292</b>	<b>288,960</b>	<b>288,960</b>	<b>291,967</b>

**2025 ADOPTED BUDGET  
PERSONNEL ANALYSIS  
POSITION COUNT SUMMARY**

DEPT #	DEPARTMENT	2024 Adopted  FTE	2025 Tentative  FTE	Inc / (Dec) from prior year FTE
42	A-6510 - VETERANS SERVICE AGENCY <b>VETERANS SERVICE AGENCY</b>	<u>2.86</u> <b>2.86</b>	<u>2.86</u> <b>2.86</b>	<u>0.00</u> <b>0.00</b>







**43 - SELF INSURANCE**

**2025 ADOPTED BUDGET**

<b>DEPARTMENT BUDGET SUMMARY</b>	<b>\$ AMOUNT % OF DEPT. TOTAL</b>	
<b>APPROPRIATIONS</b>		
.1 Personal Services	\$ -	0.00%
.2 Equipment	-	0.00%
.4 Contractual	4,161,952	100.00%
.8 Employee Benefits	-	0.00%
<b>TOTAL</b>	<b>\$ 4,161,952</b>	<b>100.00%</b>
<b>REVENUES</b>		
Fund Balance	\$ -	0.00%
Local Sources	4,161,952	100.00%
State Aid	-	0.00%
Federal Aid	-	0.00%
Transfers	-	0.00%
<b>TOTAL</b>	<b>\$ 4,161,952</b>	<b>100.00%</b>
<b>DEPARTMENT LOCAL SHARE:</b>	<b>\$ -</b>	<b>0.00%</b>
<b>DEPT.'S LOCAL SHARE AS % OF TOTAL LEVY:</b>	<b>0.00%</b>	
<b>DEPT.'S PORTION OF COUNTY FULL VALUE RATE:</b>	<b>\$0.000</b>	
<b>NUMBER OF EMPLOYEES IN DEPARTMENT:</b>	<b>0.00</b>	

<b>DEPARTMENT ACCOUNT SUMMARY</b>		<b>% OF DEPT.'S LOCAL SHARE</b>
MS.1710.----.	Insurance Administration	22.51%
MS.1710.9999.	Miscellaneous	-89.19%
MS.1720.----.	Benefits & Awards	77.49%
MS.1720.9999.	Miscellaneous	-10.81%
<b>TOTAL</b>		<b>0.00%</b>

# SELF INSURANCE (WORKERS COMPENSATION)

	2023 ACTUAL AMOUNT	2024 ADOPTED BUDGET	2024 AMENDED BUDGET	2025 ADOPTED BUDGET
<b>MS-1710 - Self-Insurance Fund-INSURANCE ADMINISTRATION</b>				
<b>Expenses</b>				
EX04 - Contractual	601,165	968,412	968,412	936,837.00
<b>Expenses Total</b>	<b>601,165</b>	<b>968,412</b>	<b>968,412</b>	<b>936,837.00</b>
<b>MS-1710 - Self-Insurance Fund-INSURANCE ADMINISTRATION Total</b>	<b>601,165</b>	<b>968,412</b>	<b>968,412</b>	<b>936,837.00</b>
<b>MS-1710-9999 - Self-Insurance Fund-INSURANCE ADMINISTRATION-MISCELLANEOUS</b>				
<b>Revenue</b>				
RE15 - Use Of Money & Property	-693,982	-133,397	-133,397	(369,469.00)
RE19 - Miscellaneous	-1,589,030	-3,374,500	-3,374,500	(3,342,483.00)
<b>Revenue Total</b>	<b>-2,283,012</b>	<b>-3,507,897</b>	<b>-3,507,897</b>	<b>(3,711,952.00)</b>
<b>MS-1710-9999 - Self-Insurance Fund-INSURANCE ADMINISTRATION-MISCELLANEOUS</b>	<b>-2,283,012</b>	<b>-3,507,897</b>	<b>-3,507,897</b>	<b>(3,711,952.00)</b>
<b>MS-1720 - Self-Insurance Fund-BENEFITS &amp; AWARDS</b>				
<b>Revenue</b>				
RE18 - Sale Of Property/Compensa	0	0	0	0.00
<b>Revenue Total</b>	<b>0</b>	<b>0</b>	<b>0</b>	<b>0.00</b>
<b>Expenses</b>				
EX04 - Contractual	414,058	2,856,088	2,856,088	3,225,115.00
<b>Expenses Total</b>	<b>414,058</b>	<b>2,856,088</b>	<b>2,856,088</b>	<b>3,225,115.00</b>
<b>MS-1720 - Self-Insurance Fund-BENEFITS &amp; AWARDS Total</b>	<b>414,058</b>	<b>2,856,088</b>	<b>2,856,088</b>	<b>3,225,115.00</b>
<b>MS-1720-9999 - Self-Insurance Fund-BENEFITS &amp; AWARDS-MISCELLANEOUS</b>				
<b>Revenue</b>				
RE19 - Miscellaneous	-401,754	-316,603	-316,603	(450,000.00)
<b>Revenue Total</b>	<b>-401,754</b>	<b>-316,603</b>	<b>-316,603</b>	<b>(450,000.00)</b>
<b>MS-1720-9999 - Self-Insurance Fund-BENEFITS &amp; AWARDS-MISCELLANEOUS Total</b>	<b>-401,754</b>	<b>-316,603</b>	<b>-316,603</b>	<b>(450,000.00)</b>
<b>LOCAL SHARE TOTAL</b>	<b>-1,669,543</b>	<b>0</b>	<b>0</b>	<b>0</b>



96 - HEALTH INSURANCE

2025 ADOPTED BUDGET

DEPARTMENT BUDGET SUMMARY	\$ AMOUNT	% OF DEPT. TOTAL
<b>APPROPRIATIONS</b>		
.1 Personal Services	\$ -	0.00%
.2 Equipment	-	0.00%
.4 Contractual	26,253,226	99.42%
.8 Employee Benefits	153,013	0.58%
<b>TOTAL</b>	<b>\$ 26,406,239</b>	<b>100.00%</b>
<b>REVENUES</b>		
Fund Balance	\$ (63)	0.00%
Local Sources	26,406,302	100.00%
State Aid	-	0.00%
Federal Aid	-	0.00%
Transfers	-	0.00%
<b>TOTAL</b>	<b>\$ 26,406,239</b>	<b>100.00%</b>
<b>DEPARTMENT LOCAL SHARE:</b>	<b>\$ -</b>	<b>0.00%</b>
<b>DEPT.'S LOCAL SHARE AS % OF TOTAL LEVY:</b>		<b>0.00%</b>
<b>DEPT.'S PORTION OF COUNTY FULL VALUE RATE:</b>		<b>\$0,000</b>

<b>NUMBER OF EMPLOYEES IN DEPARTMENT:</b>	<b>0.00</b>
---	-------------

DEPARTMENT ACCOUNT SUMMARY	% OF DEPT.'S LOCAL SHARE
M.1910.----. Administration	0.00%
M.1930.----. Judgments & Claims	83.72%
M.1932.----. Judgments & Claims	-11.09%
M.9060.9999. Miscellaneous	-74.44%
M.9089.8000. Benefit Surcharge	1.81%
<b>TOTAL</b>	<b>0.00%</b>

# HEALTH INSURANCE

	2023 ACTUAL AMOUNT	2024 ADOPTED BUDGET	2024 AMENDED BUDGET	2025 ADOPTED BUDGET
<b>M-1910 - Health Insurance Fund-ADMINISTRATION</b>				
<b>Expenses</b>				
EX04 - Contractual	303,688	0	0	0.00
<b>Expenses Total</b>	<b>303,688</b>	<b>0</b>	<b>0</b>	<b>0.00</b>
<b>M-1910 - Health Insurance Fund-ADMINISTRATION Total</b>	<b>303,688</b>	<b>0</b>	<b>0</b>	<b>0.00</b>
<b>M-1930 - Health Insurance Fund-JUDGMENTS &amp; CLAIMS</b>				
<b>Revenue</b>				
RE13 - Departmental Income	0	0	0	0.00
RE19 - Miscellaneous	0	0	0	0.00
<b>Revenue Total</b>	<b>0</b>	<b>0</b>	<b>0</b>	<b>0.00</b>
<b>Expenses</b>				
EX04 - Contractual	18,404,865	18,752,983	18,752,983	22,106,501.00
EX08 - Employee Benefits	0	0	0	0.00
<b>Expenses Total</b>	<b>18,404,865</b>	<b>18,752,983</b>	<b>18,752,983</b>	<b>22,106,501.00</b>
<b>M-1930 - Health Insurance Fund-JUDGMENTS &amp; CLAIMS Total</b>	<b>18,404,865</b>	<b>18,752,983</b>	<b>18,752,983</b>	<b>22,106,501.00</b>
<b>M-1932 - Health Insurance Fund-STOP LOSS</b>				
<b>Revenue</b>				
RE18 - Sale Of Property/Compensa	-621,364	-658,844	-658,844	(2,929,440.00)
<b>Revenue Total</b>	<b>-621,364</b>	<b>-658,844</b>	<b>-658,844</b>	<b>(2,929,440.00)</b>
<b>Expenses</b>				
EX04 - Contractual	0	0	0	0.00
<b>Expenses Total</b>	<b>0</b>	<b>0</b>	<b>0</b>	<b>0.00</b>
<b>M-1932 - Health Insurance Fund-STOP LOSS Total</b>	<b>-621,364</b>	<b>-658,844</b>	<b>-658,844</b>	<b>(2,929,440.00)</b>
<b>M-9060-9999 - Health Insurance Fund-EMPLOYEE HEALTH BENEFITS-MISCELLANEOUS</b>				
<b>Revenue</b>				
RE13 - Departmental Income	-17,352,804	-17,003,637	-17,003,637	(18,402,830.00)
RE15 - Use Of Money & Property	0	0	0	0.00
RE19 - Miscellaneous	-1,405,809	-1,299,588	-1,299,588	(1,253,451.00)
RE21 - Federal Aid	0	0	0	0.00

# HEALTH INSURANCE

	2023 ACTUAL AMOUNT	2024 ADOPTED BUDGET	2024 AMENDED BUDGET	2025 ADOPTED BUDGET
RE22 - Interfund Transfers	0	0	0	0.00
<b>Revenue Total</b>	<b>-18,758,613</b>	<b>-18,303,225</b>	<b>-18,303,225</b>	<b>(19,656,281.00)</b>
<b>M-9060-9999 - Health Insurance Fund-EMPLOYEE HEALTH BENEFITS-MISCELLANEOUS</b>	<b>-18,758,613</b>	<b>-18,303,225</b>	<b>-18,303,225</b>	<b>(19,656,281.00)</b>
<b>M-9089-8000 - Health Insurance Fund-UNDISTRIBUTED BENEFITS-BENEFIT SURCHARGE</b>				
<b>Revenue</b>				
RE13 - Departmental Income	-4,263,099	-4,076,376	-4,076,376	(3,820,581.00)
<b>Revenue Total</b>	<b>-4,263,099</b>	<b>-4,076,376</b>	<b>-4,076,376</b>	<b>(3,820,581.00)</b>
<b>Expenses</b>				
EX04 - Contractual	4,324,105	4,147,390	4,147,390	4,146,725.00
EX08 - Employee Benefits	140,103	137,700	137,700	153,013.00
<b>Expenses Total</b>	<b>4,464,208</b>	<b>4,285,090</b>	<b>4,285,090</b>	<b>4,299,738.00</b>
<b>M-9089-8000 - Health Insurance Fund-UNDISTRIBUTED BENEFITS-BENEFIT SURCHARG</b>	<b>201,109</b>	<b>208,714</b>	<b>208,714</b>	<b>479,157.00</b>
<b>FUND TOTAL</b>	<b>-470,315</b>	<b>-372</b>	<b>-372</b>	<b>-63</b>







98 - LIABILITY INSURANCE

2025 ADOPTED BUDGET

DEPARTMENT BUDGET SUMMARY	\$ AMOUNT	% OF DEPT. TOTAL
<b>APPROPRIATIONS</b>		
.1 Personal Services	\$ -	0.00%
.2 Equipment	-	0.00%
.4 Contractual	1,640,593	100.00%
.8 Employee Benefits	-	0.00%
<b>TOTAL</b>	<b>\$ 1,640,593</b>	<b>100.00%</b>
<b>REVENUES</b>		
Fund Balance	\$ -	0.00%
Local Sources	1,640,593	100.00%
State Aid	-	0.00%
Federal Aid	-	0.00%
Transfers	-	0.00%
<b>TOTAL</b>	<b>\$ 1,640,593</b>	<b>100.00%</b>
<b>DEPARTMENT LOCAL SHARE:</b>	<b>\$ -</b>	<b>0.00%</b>
<b>DEPT.'S LOCAL SHARE AS % OF TOTAL LEVY:</b>		<b>0.00%</b>
<b>DEPT.'S PORTION OF COUNTY FULL VALUE RATE:</b>		<b>\$0.000</b>

<b>NUMBER OF EMPLOYEES IN DEPARTMENT:</b>	<b>0.00</b>
---	-------------

DEPARTMENT ACCOUNT SUMMARY		% OF DEPT.'S LOCAL SHARE
CS.1930.----	Judgments & Claims	7.31%
CS.1931.----	Property Loss	0.06%
CS.1989.----	Other General Government Support-Insurance Admin	-5.36%
CS.1989.9999.	Miscellaneous	-2.01%
<b>TOTAL</b>		<b>0.00%</b>

**LIABILITY INSURANCE**

	2023 ACTUAL AMOUNT	2024 ADOPTED BUDGET	2024 AMENDED BUDGET	2025 ADOPTED BUDGET
<b>CS-1930 - Liability Insurance-JUDGMENTS &amp; CLAIMS</b>				
<b>Expenses</b>				
EX04 - Contractual	152,847	120,000	120,000	120,000.00
<b>Expenses Total</b>	<b>152,847</b>	<b>120,000</b>	<b>120,000</b>	<b>120,000.00</b>
<b>CS-1930 - Liability Insurance-JUDGMENTS &amp; CLAIMS Total</b>	<b>152,847</b>	<b>120,000</b>	<b>120,000</b>	<b>120,000.00</b>
<b>CS-1931 - Liability Insurance-PROPERTY LOSS</b>				
<b>Revenue</b>				
RE18 - Sale Of Property/Compensa	-449,498	0	-1,400,000	0.00
<b>Revenue Total</b>	<b>-449,498</b>	<b>0</b>	<b>-1,400,000</b>	<b>0.00</b>
<b>Expenses</b>				
EX04 - Contractual	815,954	1,000	1,401,000	1,000.00
<b>Expenses Total</b>	<b>815,954</b>	<b>1,000</b>	<b>1,401,000</b>	<b>1,000.00</b>
<b>CS-1931 - Liability Insurance-PROPERTY LOSS Total</b>	<b>366,455</b>	<b>1,000</b>	<b>1,000</b>	<b>1,000.00</b>
<b>CS-1931-9999 - Liability Insurance-PROPERTY LOSS-MISCELLANEOUS</b>				
<b>Revenue</b>				
RE18 - Sale Of Property/Compensa	-185,521	0	0	0.00
RE19 - Miscellaneous	0	0	0	0.00
<b>Revenue Total</b>	<b>-185,521</b>	<b>0</b>	<b>0</b>	<b>0.00</b>
<b>CS-1931-9999 - Liability Insurance-PROPERTY LOSS-MISCELLANEOUS Total</b>	<b>-185,521</b>	<b>0</b>	<b>0</b>	<b>0.00</b>
<b>CS-1989 - Liability Insurance-OTH GENERAL GOVT SUPPT-INS ADMIN</b>				
<b>Revenue</b>				
RE19 - Miscellaneous	-1,326,405	-1,403,894	-1,403,894	(1,607,591.00)
<b>Revenue Total</b>	<b>-1,326,405</b>	<b>-1,403,894</b>	<b>-1,403,894</b>	<b>(1,607,591.00)</b>
<b>Expenses</b>				
EX04 - Contractual	1,265,535	1,298,894	1,298,894	1,519,593.00
<b>Expenses Total</b>	<b>1,265,535</b>	<b>1,298,894</b>	<b>1,298,894</b>	<b>1,519,593.00</b>
<b>CS-1989 - Liability Insurance-OTH GENERAL GOVT SUPPT-INS ADMIN Total</b>	<b>-60,870</b>	<b>-105,000</b>	<b>-105,000</b>	<b>(87,998.00)</b>

# LIABILITY INSURANCE

	2023 ACTUAL AMOUNT	2024 ADOPTED BUDGET	2024 AMENDED BUDGET	2025 ADOPTED BUDGET
<b>CS-1989-9999 - Liability Insurance-OTH GENERAL GOVT SUPPT-INS ADMIN-MISCELLANEOUS</b>				
<b>Revenue</b>				
RE15 - Use Of Money & Property	-85,637	-15,415	-15,415	(33,002.00)
RE19 - Miscellaneous	0	-585	-585	0.00
<b>Revenue Total</b>	<b>-85,637</b>	<b>-16,000</b>	<b>-16,000</b>	<b>(33,002.00)</b>
<b>CS-1989-9999 - Liability Insurance-OTH GENERAL GOVT SUPPT-INS ADMIN-MISCELLANEOUS</b>	<b>-85,637</b>	<b>-16,000</b>	<b>-16,000</b>	<b>(33,002.00)</b>
<b>FUND TOTAL</b>	<b>187,275</b>	<b>0</b>	<b>0</b>	<b>0</b>





99 - MISCELLANEOUS

2025 ADOPTED BUDGET

DEPARTMENT BUDGET SUMMARY	\$ AMOUNT	% OF DEPT. TOTAL
<b>APPROPRIATIONS</b>		
.1 Personal Services	\$ 114,300	0.16%
.2 Equipment	-	0.00%
.4 Contractual	44,333,244	62.81%
.6 Principal	2,910,635	4.12%
.7 Interest	625,763	0.89%
.8 Employee Benefits	59,128	0.08%
.9 Transfers	22,545,296	31.94%
<b>TOTAL</b>	\$ 70,588,366	100.00%
<b>REVENUES</b>		
Appropriated Fund Balance	\$ 5,072,659	7.19%
Capital Project Reserve	317,850	0.45%
Designation for Helicopter Debt Serv	285,600	0.40%
Occupancy Tax Reserve	337,545	0.48%
Local Sources	177,546,159	251.52%
State Aid	975,000	1.38%
Federal Aid	-	0.00%
Transfers	-	0.00%
<b>TOTAL</b>	\$ 184,534,813	261.42%
<b>DEPARTMENT LOCAL SHARE:</b>	\$ (113,946,447)	-161.42%
<b>DEPT.'S LOCAL SHARE AS % OF TOTAL LEVY:</b>		-155.54%
<b>DEPT.'S PORTION OF COUNTY FULL VALUE RATE:</b>		(\$10.427)
<b>NUMBER OF EMPLOYEES IN DEPARTMENT:</b>		1.60

DEPARTMENT ACCOUNT SUMMARY	% OF DEPT.'S LOCAL SHARE
A.1310.9999. Miscellaneous	117.84%
A.1330.ROLL Other Tax Rolls Maintenance & Proces	0.00%
A.1355.----. Tax Assessment	-0.01%
A.1362.----. Tax Advertising & Expense	0.01%
A.1430.COEM Countywide Employee Expense	-0.09%
A.1955.----. Payments in Lieu of Taxes	0.41%
A.1985.----. Municipal Sales Tax	0.00%
A.1990.----. Contingent Account	0.00%
A.2490.----. Community College Tuition	-4.35%
A.3410.3411. Fire Service Loan/Grant	0.01%
A.9730.----. Debt Service	-1.04%
A.9901.----. Transfer to Other Funds	-16.03%
A.9950.----. Transfer to Capital (A-H)	-2.03%
Appropriated Fund Balance	4.45%
Designated for Helicopter Debt Service	0.25%
Capital Project Reserve	0.28%
Occupancy Tax Reserve	0.30%
<b>TOTAL</b>	100.00%

REVENUE COMMENTS:	
Real Property Tax	\$ 71,477,108
Non Property Tax to Reduce County Tax Levy	50,000
Sales Tax - County Share	73,206,471
<b>TOTAL</b>	\$144,733,579



# MISCELLANEOUS COUNTY-WIDE EXPENDITURES / REVENUES

	2023 ACTUAL AMOUNT	2024 ADOPTED BUDGET	2024 AMENDED BUDGET	2025 ADOPTED BUDGET
<b>A-1310-9999 - General Fund-DEPARTMENT OF FINANCE-MISCELLANEOUS</b>				
<b>Revenue</b>				
RE11 - Non Property Tax Items	-54,301,796	-53,694,893	-53,694,893	(56,043,803.00)
RE12 - Oth R/Property Tax Items	-2,655,837	-2,700,000	-2,700,000	(2,700,000.00)
RE13 - Departmental Income	-460,410	-460,410	-460,410	(484,686.00)
RE14 - Shared Services	0	0	0	0.00
RE15 - Use Of Money & Property	-285,584	-1,050,000	-1,050,000	(274,400.00)
RE17 - Fines & Forfeitures	0	0	0	0.00
RE18 - Sale Of Property/Compensa	0	0	0	0.00
RE19 - Miscellaneous	-379,542	0	0	(862,000.00)
RE20 - New York State Aid	-937,035	-725,000	-725,000	(650,000.00)
RE21 - Federal Aid	-230	0	0	0.00
RE22 - Interfund Transfers	0	0	0	0.00
RE36 - Interfund Revenues	0	0	0	0.00
<b>Revenue Total</b>	<b>-59,020,436</b>	<b>-58,630,303</b>	<b>-58,630,303</b>	<b>(61,014,889.00)</b>
<b>A-1310-9999 - General Fund-DEPARTMENT OF FINANCE-MISCELLANEOUS Total</b>				
	<b>-59,020,436</b>	<b>-58,630,303</b>	<b>-58,630,303</b>	<b>(61,014,889.00)</b>
<b>A-1330-ROLL - General Fund-REAL PROPERTY TAX-OTHER TAX ROLLS MAINT &amp; PROCESS</b>				
<b>Revenue</b>				
RE14 - Shared Services	-15,431	-125,000	-125,000	(125,000.00)
<b>Revenue Total</b>	<b>-15,431</b>	<b>-125,000</b>	<b>-125,000</b>	<b>(125,000.00)</b>
<b>Expenses</b>				
EX01 - Personal Services	41,412	44,970	44,970	47,260.00
EX02 - Equipment	0	0	0	0.00
EX04 - Contractual	30,147	54,322	54,322	51,425.00
EX08 - Employee Benefits	23,110	23,941	23,941	27,132.00
<b>Expenses Total</b>	<b>94,669</b>	<b>123,233</b>	<b>123,233</b>	<b>125,817.00</b>
<b>A-1330-ROLL - General Fund-REAL PROPERTY TAX-OTHER TAX ROLLS MAINT &amp; PROCE</b>				
	<b>79,238</b>	<b>-1,767</b>	<b>-1,767</b>	<b>817.00</b>
<b>A-1355 - General Fund-TAX ASSESSMENT</b>				
<b>Expenses</b>				
EX04 - Contractual	218	15,000	15,000	15,000.00
<b>Expenses Total</b>	<b>218</b>	<b>15,000</b>	<b>15,000</b>	<b>15,000.00</b>

## MISCELLANEOUS COUNTY-WIDE EXPENDITURES / REVENUES

	2023 ACTUAL AMOUNT	2024 ADOPTED BUDGET	2024 AMENDED BUDGET	2025 ADOPTED BUDGET
<b>A-1355 - General Fund-TAX ASSESSMENT Total</b>	<b>218</b>	<b>15,000</b>	<b>15,000</b>	<b>15,000.00</b>
<b>A-1362 - General Fund-TAX ADVERTISING &amp; EXPENSE</b>				
<b>Revenue</b>				
RE13 - Departmental Income	-287,945	-340,000	-340,000	(315,000.00)
<b>Revenue Total</b>	<b>-287,945</b>	<b>-340,000</b>	<b>-340,000</b>	<b>(315,000.00)</b>
<b>Expenses</b>				
EX02 - Equipment	0	0	0	0.00
EX04 - Contractual	260,771	285,700	285,700	300,091.00
<b>Expenses Total</b>	<b>260,771</b>	<b>285,700</b>	<b>285,700</b>	<b>300,091.00</b>
<b>A-1362 - General Fund-TAX ADVERTISING &amp; EXPENSE Total</b>	<b>-27,174</b>	<b>-54,300</b>	<b>-54,300</b>	<b>(14,909.00)</b>
<b>A-1430-COEM - General Fund-HUMAN RESOURCES-COUNTYWIDE EMPLOYEE EXPS</b>				
<b>Revenue</b>				
RE14 - Shared Services	0	0	0	0.00
<b>Revenue Total</b>	<b>0</b>	<b>0</b>	<b>0</b>	<b>0.00</b>
<b>Expenses</b>				
EX01 - Personal Services	60,850	57,443	57,443	67,040.00
EX04 - Contractual	113	120	120	124.00
EX08 - Employee Benefits	27,504	25,944	25,944	31,996.00
<b>Expenses Total</b>	<b>88,467</b>	<b>83,507</b>	<b>83,507</b>	<b>99,160.00</b>
<b>A-1430-COEM - General Fund-HUMAN RESOURCES-COUNTYWIDE EMPLOYEE EXPS Total</b>	<b>88,467</b>	<b>83,507</b>	<b>83,507</b>	<b>99,160.00</b>
<b>A-1955 - General Fund-PAYMENTS IN LIEU OF TAXES</b>				
<b>Revenue</b>				
RE12 - Oth R/Property Tax Items	-503,869	-475,495	-475,495	(464,853.00)
<b>Revenue Total</b>	<b>-503,869</b>	<b>-475,495</b>	<b>-475,495</b>	<b>(464,853.00)</b>
<b>A-1955 - General Fund-PAYMENTS IN LIEU OF TAXES Total</b>	<b>-503,869</b>	<b>-475,495</b>	<b>-475,495</b>	<b>(464,853.00)</b>
<b>A-1985 - General Fund-MUNICIPAL SALES TAX</b>				
<b>Revenue</b>				
RE11 - Non Property Tax Items	-37,829,334	-37,454,925	-37,454,925	(39,012,163.00)

# MISCELLANEOUS COUNTY-WIDE EXPENDITURES / REVENUES

	2023 ACTUAL AMOUNT	2024 ADOPTED BUDGET	2024 AMENDED BUDGET	2025 ADOPTED BUDGET
<b>Revenue Total</b>	<b>-37,829,334</b>	<b>-37,454,925</b>	<b>-37,454,925</b>	<b>(39,012,163.00)</b>
<b>Expenses</b>				
EX04 - Contractual	37,829,334	37,454,925	37,454,925	39,012,883.00
<b>Expenses Total</b>	<b>37,829,334</b>	<b>37,454,925</b>	<b>37,454,925</b>	<b>39,012,883.00</b>
<b>A-1985 - General Fund-MUNICIPAL SALES TAX Total</b>	<b>0</b>	<b>0</b>	<b>0</b>	<b>720.00</b>
<b>A-1990 - General Fund-CONTINGENT ACCOUNT</b>				
<b>Revenue</b>				
RE18 - Sale Of Property/Compensa	0	0	0	0.00
<b>Revenue Total</b>	<b>0</b>	<b>0</b>	<b>0</b>	<b>0.00</b>
<b>Expenses</b>				
EX01 - Personal Services	0	0	0	0.00
EX04 - Contractual	0	0	0	0.00
EX08 - Employee Benefits	0	887,037	887,037	0.00
<b>Expenses Total</b>	<b>0</b>	<b>887,037</b>	<b>887,037</b>	<b>0.00</b>
<b>A-1990 - General Fund-CONTINGENT ACCOUNT Total</b>	<b>0</b>	<b>887,037</b>	<b>887,037</b>	<b>0.00</b>
<b>A-2490 - General Fund-COMMUNITY COLLEGE TUITION</b>				
<b>Revenue</b>				
RE14 - Shared Services	0	0	0	0.00
RE19 - Miscellaneous	0	0	0	0.00
<b>Revenue Total</b>	<b>0</b>	<b>0</b>	<b>0</b>	<b>0.00</b>
<b>Expenses</b>				
EX04 - Contractual	4,799,086	4,856,588	4,856,588	4,953,721.00
<b>Expenses Total</b>	<b>4,799,086</b>	<b>4,856,588</b>	<b>4,856,588</b>	<b>4,953,721.00</b>
<b>A-2490 - General Fund-COMMUNITY COLLEGE TUITION Total</b>	<b>4,799,086</b>	<b>4,856,588</b>	<b>4,856,588</b>	<b>4,953,721.00</b>
<b>A-3410-3411 - General Fund-BASIC FIRE ACADEMY-FIRE SERVICE LOAN/GRANT</b>				
<b>Revenue</b>				
RE14 - Shared Services	-2,162	-1,000	-1,000	(2,500.00)
RE15 - Use Of Money & Property	-29,365	-6,449	-6,449	(14,406.00)

# MISCELLANEOUS COUNTY-WIDE EXPENDITURES / REVENUES

	2023 ACTUAL AMOUNT	2024 ADOPTED BUDGET	2024 AMENDED BUDGET	2025 ADOPTED BUDGET
<b>Revenue Total</b>	<b>-31,527</b>	<b>-7,449</b>	<b>-7,449</b>	<b>(16,906.00)</b>
<b>Expenses</b>				
EX04 - Contractual	0	0	0	0.00
<b>Expenses Total</b>	<b>0</b>	<b>0</b>	<b>0</b>	<b>0.00</b>
<b>A-3410-3411 - General Fund-BASIC FIRE ACADEMY-FIRE SERVICE LOAN/GRANT Total</b>	<b>-31,527</b>	<b>-7,449</b>	<b>-7,449</b>	<b>(16,906.00)</b>
<b>A-9730 - General Fund-DEBT SERVICE/BANS</b>				
<b>Revenue</b>				
RE11 - Non Property Tax Items	-1,771,401	-1,600,000	-1,600,000	(1,600,000.00)
RE13 - Departmental Income	-421,613	-424,712	-424,712	(427,613.00)
RE15 - Use Of Money & Property	0	0	0	0.00
RE18 - Sale Of Property/Compensa	0	0	0	0.00
RE19 - Miscellaneous	0	0	0	0.00
RE20 - New York State Aid	-309,484	-300,000	-300,000	(325,000.00)
RE22 - Interfund Transfers	0	0	0	0.00
RE23 - Proceeds L/T Obligations	0	0	0	0.00
<b>Revenue Total</b>	<b>-2,502,497</b>	<b>-2,324,712</b>	<b>-2,324,712</b>	<b>(2,352,613.00)</b>
<b>Expenses</b>				
EX06 - Principal	2,730,248	2,811,825	2,811,825	2,910,635.00
EX07 - Interest	798,192	709,509	709,509	625,763.00
<b>Expenses Total</b>	<b>3,528,440</b>	<b>3,521,334</b>	<b>3,521,334</b>	<b>3,536,398.00</b>
<b>A-9730 - General Fund-DEBT SERVICE/BANS Total</b>	<b>1,025,943</b>	<b>1,196,622</b>	<b>1,196,622</b>	<b>1,183,785.00</b>
<b>A-9901 - General Fund-TRANSFER TO OTHER FUNDS</b>				
<b>Revenue</b>				
RE21 - Federal Aid	-1,274,517	0	-3,750	0.00
<b>Revenue Total</b>	<b>-1,274,517</b>	<b>0</b>	<b>-3,750</b>	<b>0.00</b>
<b>Expenses</b>				
EX09 - Interfund Transfers	20,567,892	18,668,815	18,672,565	18,264,182.00
<b>Expenses Total</b>	<b>20,567,892</b>	<b>18,668,815</b>	<b>18,672,565</b>	<b>18,264,182.00</b>
<b>A-9901 - General Fund-TRANSFER TO OTHER FUNDS Total</b>	<b>19,293,375</b>	<b>18,668,815</b>	<b>18,668,815</b>	<b>18,264,182.00</b>

# MISCELLANEOUS COUNTY-WIDE EXPENDITURES / REVENUES

	2023 ACTUAL AMOUNT	2024 ADOPTED BUDGET	2024 AMENDED BUDGET	2025 ADOPTED BUDGET
<b>A-9950 - General Fund-TRANSFER TO CAPITAL</b>				
<b>Revenue</b>				
RE15 - Use Of Money & Property	-2,104,878	-762,322	-762,322	(1,963,264.00)
RE21 - Federal Aid	-7,326,877	0	-4,633,687	0.00
<b>Revenue Total</b>	<b>-9,431,755</b>	<b>-762,322</b>	<b>-5,396,009</b>	<b>(1,963,264.00)</b>
<b>Expenses</b>				
EX09 - Interfund Transfers	10,350,787	2,269,377	7,360,622	4,281,114.00
<b>Expenses Total</b>	<b>10,350,787</b>	<b>2,269,377</b>	<b>7,360,622</b>	<b>4,281,114.00</b>
<b>A-9950 - General Fund-TRANSFER TO CAPITAL Total</b>	<b>919,032</b>	<b>1,507,055</b>	<b>1,964,613</b>	<b>2,317,850.00</b>
<b>FUND TOTAL</b>	<b>-33,377,647</b>	<b>-31,954,690</b>	<b>-31,497,132</b>	<b>-34,676,322</b>

**2025 ADOPTED BUDGET  
PERSONNEL ANALYSIS  
POSITION COUNT SUMMARY**

DEPT #	DEPARTMENT	2024 Adopted  FTE	2025 Tentative  FTE	Inc / (Dec) from prior year FTE
<b>99</b>	A-1330-ROLL - REAL PROPERTY TAX-OTHER TAX ROLLS MAINTENANCE & PROCESS	0.60	0.60	0.00
	A-1430-COEM - HUMAN RESOURCES-COUNTYWIDE EMPLOYEE EXPENSES	<u>1.00</u>	<u>1.00</u>	<u>0.00</u>
	<b>MISCELLANEOUS</b>	<b>1.60</b>	<b>1.60</b>	<b>0.00</b>







24 - ENVIRONMENT

2025 ADOPTED BUDGET

DEPARTMENT BUDGET SUMMARY		\$ AMOUNT	% OF DEPT. TOTAL
<b>APPROPRIATIONS</b>			
.1 Personal Services	\$ 2,789,996		26.38%
.2 Equipment	12,800		0.12%
.4 Contractual	5,580,584		52.76%
.6 Principal	-		0.00%
.7 Interest	488,134		4.62%
.8 Employee Benefits	1,705,257		16.12%
.9 Transfer	0		0.00%
<b>TOTAL</b>	<b>\$ 10,576,771</b>		<b>100.00%</b>
<b>REVENUES</b>			
Fund Balance	\$ 352,785		3.34%
Local Sources	10,223,986		96.66%
State Aid	-		0.00%
Federal Aid	-		0.00%
Transfers	-		0.00%
<b>TOTAL</b>	<b>\$ 10,576,771</b>		<b>100.00%</b>
<b>DEPARTMENT LOCAL SHARE:</b>	<b>\$ -</b>		<b>0.00%</b>
<b>DEPT.'S LOCAL SHARE AS % OF TOTAL LEVY:</b>			<b>0.00%</b>
<b>DEPT.'S PORTION OF COUNTY FULL VALUE RATE:</b>			<b>\$0.000</b>
<b>NUMBER OF EMPLOYEES IN DEPARTMENT:</b>			<b>40.75</b>

DEPARTMENT ACCOUNT SUMMARY		% OF DEPT.'S LOCAL SHARE
EE.8410.----.	Energy Generation	0.00%
EE.9710.----.	Debt Service/Serial Bonds	0.00%
EL.8160.1000.	Landfill	0.00%
EL.8160.6000.	Closed Landfills	0.00%
EL.8160.7000.	Recycling	0.00%
EL.8189.----.	Other Environmental-Household Hazardous Waste	0.00%
EL.9710.----.	Debt Service/Serial Bonds	0.00%
EL.9901.9900.	Transfer (EL - A)	0.00%
<b>TOTAL</b>		<b>0.00%</b>

# ENVIRONMENT - ENERGY

	2023 ACTUAL AMOUNT	2024 ADOPTED BUDGET	2024 AMENDED BUDGET	2025 ADOPTED BUDGET
<b>EE-8410 - Energy Fund-ENERGY GENERATION</b>				
<b>Revenue</b>				
RE13 - Departmental Income	0	0	0	0.00
RE15 - Use Of Money & Property	-1,119,044	-1,029,262	-1,029,262	(1,267,148.00)
RE18 - Sale Of Property/Compensa	0	0	0	0.00
RE19 - Miscellaneous	-1,986	0	0	0.00
RE20 - New York State Aid	0	0	0	0.00
<b>Revenue Total</b>	<b>-1,121,031</b>	<b>-1,029,262</b>	<b>-1,029,262</b>	<b>(1,267,148.00)</b>
<b>Expenses</b>				
EX01 - Personal Services	0	0	0	0.00
EX02 - Equipment	0	0	0	0.00
EX04 - Contractual	708,148	703,725	703,725	703,157.00
EX07 - Interest	0	0	0	0.00
EX08 - Employee Benefits	0	0	0	0.00
EX09 - Interfund Transfers	0	0	0	0.00
<b>Expenses Total</b>	<b>708,148</b>	<b>703,725</b>	<b>703,725</b>	<b>703,157.00</b>
<b>EE-8410 - Energy Fund-ENERGY GENERATION Total</b>	<b>-412,883</b>	<b>-325,537</b>	<b>-325,537</b>	<b>(563,991.00)</b>
<b>EE-9710 - Energy Fund-DEBT SERVICE/SERIAL BONDS</b>				
<b>Expenses</b>				
EX06 - Principal	0	0	0	0.00
EX07 - Interest	177,012	298,015	298,015	299,261.00
<b>Expenses Total</b>	<b>177,012</b>	<b>298,015</b>	<b>298,015</b>	<b>299,261.00</b>
<b>EE-9710 - Energy Fund-DEBT SERVICE/SERIAL BONDS Total</b>	<b>177,012</b>	<b>298,015</b>	<b>298,015</b>	<b>299,261.00</b>
<b>FUND TOTAL</b>	<b>-235,871</b>	<b>-27,522</b>	<b>-27,522</b>	<b>-264,730</b>

**ENVIRONMENT - LANDFILL**

	2023 ACTUAL AMOUNT	2024 ADOPTED BUDGET	2024 AMENDED BUDGET	2025 ADOPTED BUDGET
<b>EL-8160-1000 - Landfill-ENVIRONMENT-LANDFILL</b>				
<b>Revenue</b>				
RE13 - Departmental Income	-6,017,244	-5,975,000	-5,975,000	(5,890,000.00)
RE14 - Shared Services	-2,070,264	-1,974,500	-1,974,500	(1,964,600.00)
RE15 - Use Of Money & Property	-1,720,826	-344,543	-344,543	(899,238.00)
RE18 - Sale Of Property/Compensa	0	0	0	0.00
RE19 - Miscellaneous	-7,684	-8,000	-8,000	(8,000.00)
RE20 - New York State Aid	-9,530	0	0	0.00
RE21 - Federal Aid	0	0	0	0.00
RE22 - Interfund Transfers	0	0	0	0.00
RE99 - Balancing Tool	0	0	0	0.00
<b>Revenue Total</b>	<b>-9,825,547</b>	<b>-8,302,043</b>	<b>-8,302,043</b>	<b>(8,761,838.00)</b>
<b>Expenses</b>				
EX01 - Personal Services	2,165,332	2,696,886	2,696,886	2,631,135.00
EX02 - Equipment	1,828	5,000	11,000	12,800.00
EX04 - Contractual	4,091,244	4,542,879	4,573,890	4,728,423.00
EX08 - Employee Benefits	1,089,533	1,580,642	1,580,642	1,632,485.00
<b>Expenses Total</b>	<b>7,347,938</b>	<b>8,825,407</b>	<b>8,862,418</b>	<b>9,004,843.00</b>
<b>EL-8160-1000 - Landfill-ENVIRONMENT-LANDFILL Total</b>	<b>-2,477,610</b>	<b>523,364</b>	<b>560,375</b>	<b>243,005.00</b>
<b>EL-8160-6000 - Landfill-ENVIRONMENT-CLOSED LANDFILLS</b>				
<b>Revenue</b>				
RE22 - Interfund Transfers	0	0	0	0.00
<b>Revenue Total</b>	<b>0</b>	<b>0</b>	<b>0</b>	<b>0.00</b>
<b>Expenses</b>				
EX01 - Personal Services	21,048	33,280	33,280	35,153.00
EX04 - Contractual	64,005	86,260	86,260	85,762.00
EX08 - Employee Benefits	9,631	22,834	21,834	18,187.00
<b>Expenses Total</b>	<b>94,685</b>	<b>142,374</b>	<b>141,374</b>	<b>139,102.00</b>
<b>EL-8160-6000 - Landfill-ENVIRONMENT-CLOSED LANDFILLS Total</b>	<b>94,685</b>	<b>142,374</b>	<b>141,374</b>	<b>139,102.00</b>
<b>EL-8160-7000 - Landfill-ENVIRONMENT-RECYCLING</b>				
<b>Revenue</b>				

## ENVIRONMENT - LANDFILL

	2023 ACTUAL AMOUNT	2024 ADOPTED BUDGET	2024 AMENDED BUDGET	2025 ADOPTED BUDGET
RE13 - Departmental Income	-90,249	-100,000	-100,000	(90,000.00)
RE14 - Shared Services	0	0	0	0.00
RE18 - Sale Of Property/Compensa	-106,815	-100,000	-100,000	(105,000.00)
RE20 - New York State Aid	0	0	0	0.00
<b>Revenue Total</b>	<b>-197,063</b>	<b>-200,000</b>	<b>-200,000</b>	<b>(195,000.00)</b>
<b>Expenses</b>				
EX01 - Personal Services	159,321	134,011	134,011	119,883.00
EX02 - Equipment	0	0	0	0.00
EX04 - Contractual	419	47,800	47,800	28,236.00
EX08 - Employee Benefits	69,079	62,302	62,302	52,785.00
<b>Expenses Total</b>	<b>228,819</b>	<b>244,113</b>	<b>244,113</b>	<b>200,904.00</b>
<b>EL-8160-7000 - Landfill-ENVIRONMENT-RECYCLING Total</b>	<b>31,756</b>	<b>44,113</b>	<b>44,113</b>	<b>5,904.00</b>
<b>EL-8189 - Landfill-OTH ENV - HOUSE HAZ WASTE</b>				
<b>Revenue</b>				
RE13 - Departmental Income	0	0	0	0.00
RE20 - New York State Aid	0	0	0	0.00
<b>Revenue Total</b>	<b>0</b>	<b>0</b>	<b>0</b>	<b>0.00</b>
<b>Expenses</b>				
EX01 - Personal Services	3,250	3,910	3,910	3,825.00
EX02 - Equipment	0	0	0	0.00
EX04 - Contractual	41,222	27,056	27,056	35,006.00
EX08 - Employee Benefits	1,294	1,604	2,604	1,800.00
<b>Expenses Total</b>	<b>45,766</b>	<b>32,570</b>	<b>33,570</b>	<b>40,631.00</b>
<b>EL-8189 - Landfill-OTH ENV - HOUSE HAZ WASTE Total</b>	<b>45,766</b>	<b>32,570</b>	<b>33,570</b>	<b>40,631.00</b>
<b>EL-9710 - Landfill-DEBT SERVICE/SERIAL BONDS</b>				
<b>Expenses</b>				
EX06 - Principal	0	0	0	0.00
EX07 - Interest	230,556	224,392	224,392	188,873.00
<b>Expenses Total</b>	<b>230,556</b>	<b>224,392</b>	<b>224,392</b>	<b>188,873.00</b>
<b>EL-9710 - Landfill-DEBT SERVICE/SERIAL BONDS Total</b>	<b>230,556</b>	<b>224,392</b>	<b>224,392</b>	<b>188,873.00</b>

# ENVIRONMENT - LANDFILL

	2023 ACTUAL AMOUNT	2024 ADOPTED BUDGET	2024 AMENDED BUDGET	2025 ADOPTED BUDGET
<b>FUND TOTAL</b>	<b>-2,074,847</b>	<b>966,813</b>	<b>1,003,824</b>	<b>617,515</b>

**2025 ADOPTED BUDGET  
PERSONNEL ANALYSIS  
POSITION COUNT SUMMARY**

DEPT #	DEPARTMENT	2024 Adopted  FTE	2025 Tentative  FTE	Inc / (Dec) from prior year FTE
<b>24</b>	EL-8160-1000 - ENVIRONMENT-LANDFILL	40.30	38.40	-1.90
	EL-8160-6000 - CLOSED LANDFILLS	0.50	0.50	0.00
	EL-8160-7000 - RECYCLING	1.90	1.80	-0.10
	EL-8189 - OTHER ENVIRONMENT - HOUSEHOLD HAZARDOUS WASTE	<u>0.05</u>	<u>0.05</u>	<u>0.00</u>
	<b>LANDFILL</b>	<b>42.75</b>	<b>40.75</b>	<b>-2.00</b>



27 - SOUTH & CENTER CHAUTAUQUA LAKE SEWER DISTRICTS

2025 ADOPTED BUDGET

DEPARTMENT BUDGET SUMMARY	\$ AMOUNT % OF DEPT. TOTAL	
<b>APPROPRIATIONS</b>		
.1 Personal Services	\$ 1,282,396	21.26%
.2 Equipment	139,800	2.32%
.4 Contractual	3,602,161	59.73%
.6 Principal	-	0.00%
.7 Interest	45,690	0.76%
.8 Employee Benefits	961,116	15.94%
<b>TOTAL</b>	<b>\$ 6,031,163</b>	<b>100.00%</b>
<b>REVENUES</b>		
Fund Balance	\$ 2,693,752	44.66%
Local Sources	3,337,411	55.34%
State Aid	-	0.00%
Federal Aid	-	0.00%
Transfers	-	0.00%
<b>TOTAL</b>	<b>\$ 6,031,163</b>	<b>100.00%</b>
<b>DEPARTMENT LOCAL SHARE:</b>	<b>\$ -</b>	<b>0.00%</b>
<b>DEPT.'S LOCAL SHARE AS % OF TOTAL LEVY:</b>		<b>0.00%</b>
<b>DEPT.'S PORTION OF COUNTY FULL VALUE RATE:</b>		<b>\$0.000</b>
<b>NUMBER OF EMPLOYEES IN DEPARTMENT:</b>		<b>18.33</b>

DEPARTMENT ACCOUNT SUMMARY		% OF DEPT.'S LOCAL SHARE
ESS.8110.-----	S&CCLSD Administration	0.00%
ESS.8120.-----	S&CCLSD Sanitary Sewers	0.00%
ESS.8130.-----	S&CCLSD Sewage Treatment	0.00%
ESS.9089.-----	S&CCLSD Undistributed Benefits	0.00%
ESS.9730.9999.	S&CCLSD Miscellaneous	0.00%
<b>TOTAL</b>		<b>0.00%</b>



# SOUTH & CENTER CHAUTAUQUA LAKE SEWER DISTRICT

	2023 ACTUAL AMOUNT	2024 ADOPTED BUDGET	2024 AMENDED BUDGET	2025 ADOPTED BUDGET
<b>ESS-8110 - South Chautauqua Lake Swr-ADMINISTRATION</b>				
<b>Revenue</b>				
RE13 - Departmental Income	-54,971	0	0	0.00
RE15 - Use Of Money & Property	-147,882	0	0	0.00
RE19 - Miscellaneous	0	0	0	0.00
<b>Revenue Total</b>	<b>-202,853</b>	<b>0</b>	<b>0</b>	<b>0.00</b>
<b>Expenses</b>				
EX01 - Personal Services	-12,836	0	0	0.00
EX02 - Equipment	0	0	0	0.00
EX04 - Contractual	144,530	0	0	0.00
EX08 - Employee Benefits	256,663	0	0	0.00
<b>Expenses Total</b>	<b>388,358</b>	<b>0</b>	<b>0</b>	<b>0.00</b>
<b>ESS-8110 - South Chautauqua Lake Swr-ADMINISTRATION Total</b>	<b>185,505</b>	<b>0</b>	<b>0</b>	<b>0.00</b>
<b>ESS-8120 - South Chautauqua Lake Swr-SANITARY SEWERS</b>				
<b>Revenue</b>				
RE13 - Departmental Income	0	0	0	0.00
RE14 - Shared Services	0	0	0	0.00
RE18 - Sale Of Property/Compensa	0	0	0	0.00
RE19 - Miscellaneous	-17,450	-500	-500	(500.00)
RE20 - New York State Aid	0	0	0	0.00
RE21 - Federal Aid	0	0	0	0.00
<b>Revenue Total</b>	<b>-17,450</b>	<b>-500</b>	<b>-500</b>	<b>(500.00)</b>
<b>Expenses</b>				
EX01 - Personal Services	225,156	482,644	482,644	523,801.00
EX02 - Equipment	24,006	177,000	239,786	123,000.00
EX04 - Contractual	1,268,608	1,174,242	1,174,562	1,203,102.00
EX08 - Employee Benefits	199,077	257,640	257,640	278,309.00
<b>Expenses Total</b>	<b>1,716,847</b>	<b>2,091,526</b>	<b>2,154,632</b>	<b>2,128,212.00</b>
<b>ESS-8120 - South Chautauqua Lake Swr-SANITARY SEWERS Total</b>	<b>1,699,397</b>	<b>2,091,026</b>	<b>2,154,132</b>	<b>2,127,712.00</b>
<b>ESS-8130 - South Chautauqua Lake Swr-SEWAGE TREATMENT</b>				
<b>Revenue</b>				

# SOUTH & CENTER CHAUTAUQUA LAKE SEWER DISTRICT

	2023 ACTUAL AMOUNT	2024 ADOPTED BUDGET	2024 AMENDED BUDGET	2025 ADOPTED BUDGET
RE13 - Departmental Income	-2,825,523	-3,231,214	-3,231,214	(3,231,014.00)
RE14 - Shared Services	0	0	0	0.00
RE15 - Use Of Money & Property	0	-41,107	-41,107	(73,897.00)
RE18 - Sale Of Property/Compensa	-11,594	-32,000	-32,000	(32,000.00)
RE19 - Miscellaneous	-1,023	0	0	0.00
RE21 - Federal Aid	0	0	0	0.00
RE22 - Interfund Transfers	0	0	0	0.00
<b>Revenue Total</b>	<b>-2,838,140</b>	<b>-3,304,321</b>	<b>-3,304,321</b>	<b>(3,336,911.00)</b>
<b>Expenses</b>				
EX01 - Personal Services	449,863	754,417	754,417	758,595.00
EX02 - Equipment	0	21,300	23,260	16,800.00
EX04 - Contractual	1,272,469	1,825,303	1,792,866	2,149,059.00
EX08 - Employee Benefits	286,864	600,497	600,497	682,807.00
<b>Expenses Total</b>	<b>2,009,196</b>	<b>3,201,517</b>	<b>3,171,040</b>	<b>3,607,261.00</b>
<b>ESS-8130 - South Chautauqua Lake Swr-SEWAGE TREATMENT Total</b>	<b>-828,944</b>	<b>-102,804</b>	<b>-133,281</b>	<b>270,350.00</b>
<b>ESS-9089 - South Chautauqua Lake Swr-UNDISTRIBUTED BENEFITS</b>				
<b>Expenses</b>				
EX01 - Personal Services	0	0	0	0.00
EX04 - Contractual	0	250,000	250,000	250,000.00
EX08 - Employee Benefits	0	0	0	0.00
<b>Expenses Total</b>	<b>0</b>	<b>250,000</b>	<b>250,000</b>	<b>250,000.00</b>
<b>ESS-9089 - South Chautauqua Lake Swr-UNDISTRIBUTED BENEFITS Total</b>	<b>0</b>	<b>250,000</b>	<b>250,000</b>	<b>250,000.00</b>
<b>ESS-9710 - South Chautauqua Lake Swr-DEBT SERVICE/SERIAL BONDS</b>				
<b>Expenses</b>				
EX07 - Interest	44,978	0	32,095	0.00
<b>Expenses Total</b>	<b>44,978</b>	<b>0</b>	<b>32,095</b>	<b>0.00</b>
<b>ESS-9710 - South Chautauqua Lake Swr-DEBT SERVICE/SERIAL BONDS Total</b>	<b>44,978</b>	<b>0</b>	<b>32,095</b>	<b>0.00</b>
<b>ESS-9730 - South Chautauqua Lake Swr-DEBT SERVICE/BANS</b>				
<b>Expenses</b>				
EX06 - Principal	0	0	0	0.00

## SOUTH & CENTER CHAUTAUQUA LAKE SEWER DISTRICT

	2023 ACTUAL AMOUNT	2024 ADOPTED BUDGET	2024 AMENDED BUDGET	2025 ADOPTED BUDGET
EX07 - Interest	0	32,095	0	45,690.00
EX4M - Balancing Tool	0	0	0	0.00
<b>Expenses Total</b>	<b>0</b>	<b>32,095</b>	<b>0</b>	<b>45,690.00</b>
<b>ESS-9730 - South Chautauqua Lake Swr-DEBT SERVICE/BANS Total</b>	<b>0</b>	<b>32,095</b>	<b>0</b>	<b>45,690.00</b>
<b>FUND TOTAL</b>	<b>1,100,936</b>	<b>2,270,317</b>	<b>2,302,946</b>	<b>2,693,752</b>

**2025 ADOPTED BUDGET  
PERSONNEL ANALYSIS  
POSITION COUNT SUMMARY**

DEPT #	DEPARTMENT	2024 Adopted  FTE	2025 Tentative  FTE	Inc / (Dec) from prior year FTE
27	ESS-8120 - SANITARY SEWERS	7.00	7.33	0.33
	ESS-8130 - SEWAGE TREATMENT	<u>11.00</u>	<u>11.00</u>	<u>0.00</u>
	<b>S&amp;CCLSD</b>	<b>18.00</b>	<b>18.33</b>	<b>0.33</b>





28 - NORTH CHAUTAUQUA LAKE SEWER DISTRICT

2025 ADOPTED BUDGET

DEPARTMENT BUDGET SUMMARY	\$ AMOUNT	% OF DEPT. TOTAL
<b>APPROPRIATIONS</b>		
.1 Personal Services	\$ 267,855	21.31%
.2 Equipment	54,156	4.31%
.4 Contractual	766,087	60.96%
.6 Principal	-	0.00%
.7 Interest	11,714	0.93%
.8 Employee Benefits	156,978	12.49%
<b>TOTAL</b>	<b>\$ 1,256,790</b>	<b>100.00%</b>
<b>REVENUES</b>		
Fund Balance	\$ 68,104	5.42%
Local Sources	1,188,686	94.58%
State Aid	-	0.00%
Federal Aid	-	0.00%
Transfers	-	0.00%
<b>TOTAL</b>	<b>\$ 1,256,790</b>	<b>100.00%</b>
<b>DEPARTMENT LOCAL SHARE:</b>	<b>\$ -</b>	<b>0.00%</b>
<b>DEPT.'S LOCAL SHARE AS % OF TOTAL LEVY:</b>		<b>0.00%</b>
<b>DEPT.'S PORTION OF COUNTY FULL VALUE RATE:</b>		<b>\$0.000</b>

<b>NUMBER OF EMPLOYEES IN DEPARTMENT:</b>	3.98
---	------

DEPARTMENT ACCOUNT SUMMARY		% OF DEPT.'S LOCAL SHARE
ESN.8110.8112.	NCLSD Administration	0.00%
ESN.8120.8122.	NCLSD Sanitary Sewers	0.00%
ESN.8130.8132.	NCLSD Sewage Treatment	0.00%
ESN.8130.9999.	NCLSD Miscellaneous	0.00%
ESN.9730.9732.	NCLSD Debt Service	0.00%
<b>TOTAL</b>		<b>0.00%</b>

# NORTH CHAUTAUQUA LAKE SEWER DISTRICT

	2023 ACTUAL AMOUNT	2024 ADOPTED BUDGET	2024 AMENDED BUDGET	2025 ADOPTED BUDGET
<b>ESN-8120 - North Chautauqua Lake Swr-SANITARY SEWERS</b>				
<b>Revenue</b>				
RE14 - Shared Services	0	-31,680	-31,680	(31,680.00)
RE16 - Licenses & Permits	0	0	0	0.00
<b>Revenue Total</b>	<b>0</b>	<b>-31,680</b>	<b>-31,680</b>	<b>(31,680.00)</b>
<b>Expenses</b>				
EX01 - Personal Services	0	63,703	63,703	63,412.00
EX02 - Equipment	0	49,509	117,210	54,156.00
EX04 - Contractual	0	203,790	193,790	237,688.00
EX08 - Employee Benefits	0	19,845	19,845	27,320.00
<b>Expenses Total</b>	<b>0</b>	<b>336,847</b>	<b>394,548</b>	<b>382,576.00</b>
<b>ESN-8120 - North Chautauqua Lake Swr-SANITARY SEWERS Total</b>	<b>0</b>	<b>305,167</b>	<b>362,868</b>	<b>350,896.00</b>
<b>ESN-8130 - North Chautauqua Lake Swr-SEWAGE TREATMENT</b>				
<b>Revenue</b>				
RE13 - Departmental Income	0	-16,080	-16,080	(16,100.00)
RE14 - Shared Services	0	-63,360	-63,360	(63,360.00)
RE15 - Use Of Money & Property	0	-7,832	-7,832	(23,961.00)
RE20 - New York State Aid	0	-50,000	-100,000	0.00
<b>Revenue Total</b>	<b>0</b>	<b>-137,272</b>	<b>-187,272</b>	<b>(103,421.00)</b>
<b>Expenses</b>				
EX01 - Personal Services	0	161,342	161,342	204,443.00
EX02 - Equipment	0	7,940	48,080	0.00
EX04 - Contractual	0	664,653	724,653	528,399.00
EX08 - Employee Benefits	0	107,397	107,397	129,658.00
<b>Expenses Total</b>	<b>0</b>	<b>941,332</b>	<b>1,041,472</b>	<b>862,500.00</b>
<b>ESN-8130 - North Chautauqua Lake Swr-SEWAGE TREATMENT Total</b>	<b>0</b>	<b>804,060</b>	<b>854,200</b>	<b>759,079.00</b>
<b>ESN-8130-9999 - North Chautauqua Lake Swr-SEWAGE TREATMENT-MISCELLANEOUS</b>				
<b>Revenue</b>				
RE13 - Departmental Income	-1,005,700	-1,130,000	-1,130,000	(1,053,585.00)
RE15 - Use Of Money & Property	0	0	0	0.00
RE19 - Miscellaneous	0	0	0	0.00



# NORTH CHAUTAUQUA LAKE SEWER DISTRICT

	2023 ACTUAL AMOUNT	2024 ADOPTED BUDGET	2024 AMENDED BUDGET	2025 ADOPTED BUDGET
Revenue Total	-1,005,700	-1,130,000	-1,130,000	(1,053,585.00)
ESN-8130-9999 - North Chautauqua Lake Swr-SEWAGE TREATMENT-MISCELLANEOUS	-1,005,700	-1,130,000	-1,130,000	(1,053,585.00)
<b>ESN-9730-9732 - North Chautauqua Lake Swr-DEBT SERVICE/BANS-NCLSD DEBT SERVICE</b>				
<b>Expenses</b>				
EX06 - Principal	0	0	0	0.00
EX07 - Interest	0	12,730	0	0.00
<b>Expenses Total</b>	<b>0</b>	<b>12,730</b>	<b>0</b>	<b>0.00</b>
ESN-9730-9732 - North Chautauqua Lake Swr-DEBT SERVICE/BANS-NCLSD DEBT SERV	0	12,730	0	0.00
<b>FUND TOTAL</b>	<b>-1,005,700</b>	<b>-8,043</b>	<b>87,068</b>	<b>56,390</b>

**2025 ADOPTED BUDGET  
PERSONNEL ANALYSIS  
POSITION COUNT SUMMARY**

DEPT #	DEPARTMENT	2024 Adopted  FTE	2025 Tentative  FTE	Inc / (Dec) from prior year FTE
<b>28</b>	ESN-8120- SANITARY SEWERS	1.24	1.10	-0.14
	ESN-8130- SEWAGE TREATMENT	<u>2.44</u>	<u>2.88</u>	<u>0.44</u>
	<b>NCLSD</b>	<b>3.68</b>	<b>3.98</b>	<b>0.30</b>



30 - PORTLAND, POMFRET, DUNKIRK SEWER DISTRICT

2025 ADOPTED BUDGET

DEPARTMENT BUDGET SUMMARY	\$ AMOUNT	% OF DEPT. TOTAL
<b>APPROPRIATIONS</b>		
.1 Personal Services	\$ 57,515	14.12%
.2 Equipment	-	0.00%
.4 Contractual	305,959	75.11%
.6 Principal	-	0.00%
.7 Interest	-	0.00%
.8 Employee Benefits	43,893	10.77%
<b>TOTAL</b>	<b>\$ 407,367</b>	<b>100.00%</b>
<b>REVENUES</b>		
Fund Balance	\$ 12,583	3.09%
Local Sources	394,784	96.91%
State Aid	-	0.00%
Federal Aid	-	0.00%
Transfers	-	0.00%
<b>TOTAL</b>	<b>\$ 407,367</b>	<b>100.00%</b>
<b>DEPARTMENT LOCAL SHARE:</b>	<b>\$ -</b>	<b>0.00%</b>
<b>DEPT.'S LOCAL SHARE AS % OF TOTAL LEVY:</b>		<b>0.00%</b>
<b>DEPT.'S PORTION OF COUNTY FULL VALUE RATE:</b>		<b>\$0.000</b>

<b>NUMBER OF EMPLOYEES IN DEPARTMENT:</b>	<b>0.96</b>
---	-------------

DEPARTMENT ACCOUNT SUMMARY		AS % OF DEPT.'S LOCAL SHARE
ESP.8110.8114.	PPDSD Administration	0.00%
ESP.8120.8124.	PPDSD Sanitary Sewers	0.00%
ESP.8130.8134.	PPDSD Sewage Treatment	0.00%
ESP.9730.9734.	PPDSD Debt Service	0.00%
<b>TOTAL</b>		<b>0.00%</b>

# PORTLAND, POMFRET, DUNKIRK SEWER DISTRICT

	2023 ACTUAL AMOUNT	2024 ADOPTED BUDGET	2024 AMENDED BUDGET	2025 ADOPTED BUDGET
<b>ESP-8120 - PrtInd, Pmfrt, Dnk Sewer-SANITARY SEWERS</b>				
<b>Revenue</b>				
RE14 - Shared Services	0	-840	-840	(840.00)
RE16 - Licenses & Permits	0	0	0	0.00
RE18 - Sale Of Property/Compensa	0	0	0	0.00
RE20 - New York State Aid	0	0	0	0.00
<b>Revenue Total</b>	<b>0</b>	<b>-840</b>	<b>-840</b>	<b>(840.00)</b>
<b>Expenses</b>				
EX01 - Personal Services	0	40,363	40,363	48,079.00
EX02 - Equipment	0	52,000	85,851	0.00
EX04 - Contractual	0	120,855	120,855	131,926.00
EX08 - Employee Benefits	0	27,538	27,538	35,075.00
<b>Expenses Total</b>	<b>0</b>	<b>240,756</b>	<b>274,607</b>	<b>215,080.00</b>
<b>ESP-8120 - PrtInd, Pmfrt, Dnk Sewer-SANITARY SEWERS Total</b>	<b>0</b>	<b>239,916</b>	<b>273,767</b>	<b>214,240.00</b>
<b>ESP-8130 - PrtInd, Pmfrt, Dnk Sewer-SEWAGE TREATMENT</b>				
<b>Revenue</b>				
RE13 - Departmental Income	0	-384,560	-384,560	(384,500.00)
RE15 - Use Of Money & Property	0	-3,139	-3,139	(9,444.00)
<b>Revenue Total</b>	<b>0</b>	<b>-387,699</b>	<b>-387,699</b>	<b>(393,944.00)</b>
<b>Expenses</b>				
EX01 - Personal Services	0	25,947	25,947	9,436.00
EX04 - Contractual	0	164,921	164,921	174,033.00
EX08 - Employee Benefits	0	14,258	14,258	8,818.00
<b>Expenses Total</b>	<b>0</b>	<b>205,126</b>	<b>205,126</b>	<b>192,287.00</b>
<b>ESP-8130 - PrtInd, Pmfrt, Dnk Sewer-SEWAGE TREATMENT Total</b>	<b>0</b>	<b>-182,573</b>	<b>-182,573</b>	<b>(201,657.00)</b>
<b>FUND TOTAL</b>	<b>0</b>	<b>57,343</b>	<b>91,194</b>	<b>12,583</b>

2025 ADOPTED BUDGET  
PERSONNEL ANALYSIS  
POSITION COUNT SUMMARY

DEPT #	DEPARTMENT	2024 Adopted  FTE	2025 Tentative  FTE	Inc / (Dec) from prior year FTE
30	ESP-8120- SANITARY SEWERS	0.84	0.83	-0.01
	ESP-8130- SEWAGE TREATMENT	<u>0.54</u>	<u>0.13</u>	<u>-0.41</u>
	<b>PPDSD</b>	<b>1.38</b>	<b>0.96</b>	<b>-0.42</b>







DEPARTMENT BUDGET SUMMARY	\$ AMOUNT	% OF DEPT. TOTAL
<b>APPROPRIATIONS</b>		
.1 Personal Services	\$ 38,771	10.12%
.2 Equipment	-	0.00%
.4 Contractual	326,776	85.25%
.6 Principal	-	0.00%
.7 Interest	-	0.00%
.8 Employee Benefits	17,753	4.63%
<b>TOTAL</b>	<b>\$ 383,300</b>	<b>100.00%</b>
<b>REVENUES</b>		
Fund Balance	\$ (55,251)	-14.41%
Local Sources	438,551	114.41%
State Aid	-	0.00%
Federal Aid	-	0.00%
Transfers	-	0.00%
<b>TOTAL</b>	<b>\$ 383,300</b>	<b>100.00%</b>
<b>DEPARTMENT LOCAL SHARE:</b>	<b>\$ -</b>	<b>0.00%</b>
<b>DEPT.'S LOCAL SHARE AS % OF TOTAL LEVY:</b>		<b>0.00%</b>
<b>DEPT.'S PORTION OF COUNTY FULL VALUE RATE:</b>		<b>\$0.000</b>

<b>NUMBER OF EMPLOYEES IN DEPARTMENT:</b>	<b>1.50</b>
---	-------------

DEPARTMENT ACCOUNT SUMMARY		% OF DEPT.'S LOCAL SHARE
EW.8120.----.	NCID#1 Sanitary Sewers	0.00%
EW.8310.----.	NCID#1 Water District	0.00%
<b>TOTAL</b>		<b>0.00%</b>

# NORTH COUNTY INDUSTRIAL WATER AND SEWER DISTRICT #1

	2023 ACTUAL AMOUNT	2024 ADOPTED BUDGET	2024 AMENDED BUDGET	2025 ADOPTED BUDGET
<b>EW-8120 - North Cty Industrial Dist 1-SANITARY SEWERS</b>				
<b>Revenue</b>				
RE13 - Departmental Income	-23,868	-21,218	-21,218	(24,000.00)
RE15 - Use Of Money & Property	0	-98	-98	(342.00)
<b>Revenue Total</b>	<b>-23,868</b>	<b>-21,316</b>	<b>-21,316</b>	<b>(24,342.00)</b>
<b>Expenses</b>				
EX01 - Personal Services	7,690	8,181	8,181	11,650.00
EX02 - Equipment	0	7,316	18,600	0.00
EX04 - Contractual	13,235	12,214	13,678	12,267.00
EX08 - Employee Benefits	2,931	3,627	3,627	5,110.00
<b>Expenses Total</b>	<b>23,855</b>	<b>31,338</b>	<b>44,086</b>	<b>29,027.00</b>
<b>EW-8120 - North Cty Industrial Dist 1-SANITARY SEWERS Total</b>	<b>-13</b>	<b>10,022</b>	<b>22,770</b>	<b>4,685.00</b>
<b>EW-8310 - North Cty Industrial Dist 1-WATER DISTRICT</b>				
<b>Revenue</b>				
RE13 - Departmental Income	-391,750	-349,651	-349,651	(400,000.00)
RE15 - Use Of Money & Property	-26,651	-6,575	-6,575	(14,209.00)
RE19 - Miscellaneous	0	0	0	0.00
<b>Revenue Total</b>	<b>-418,401</b>	<b>-356,226</b>	<b>-356,226</b>	<b>(414,209.00)</b>
<b>Expenses</b>				
EX01 - Personal Services	22,991	24,540	24,540	27,121.00
EX02 - Equipment	0	0	0	0.00
EX04 - Contractual	211,402	279,975	272,475	314,509.00
EX08 - Employee Benefits	9,246	7,580	15,080	12,643.00
<b>Expenses Total</b>	<b>243,639</b>	<b>312,095</b>	<b>312,095</b>	<b>354,273.00</b>
<b>EW-8310 - North Cty Industrial Dist 1-WATER DISTRICT Total</b>	<b>-174,762</b>	<b>-44,131</b>	<b>-44,131</b>	<b>(59,936.00)</b>
<b>FUND TOTAL</b>	<b>-174,775</b>	<b>-34,109</b>	<b>-21,361</b>	<b>-55,251</b>

**2025 ADOPTED BUDGET  
PERSONNEL ANALYSIS  
POSITION COUNT SUMMARY**

DEPT #	DEPARTMENT	2024 Adopted  FTE	2025 Tentative  FTE	Inc / (Dec) from prior year FTE
<b>38</b>	EW-8120 - SANITARY SEWERS	0.38	0.40	0.02
	EW-8310 - WATER DISTRICT	<u>1.13</u>	<u>1.10</u>	<u>-0.03</u>
	<b>NCIW&amp;SD #1</b>	<b>1.51</b>	<b>1.50</b>	<b>-0.01</b>





39 - NORTH CHAUTAUQUA COUNTY WATER DISTRICT

2025 ADOPTED BUDGET

DEPARTMENT BUDGET SUMMARY	\$ AMOUNT	% OF DEPT. TOTAL
<b>APPROPRIATIONS</b>		
.1 Personal Services	\$ 32,401	1.81%
.2 Equipment	-	0.00%
.4 Contractual	1,697,124	94.56%
.6 Principal	-	0.00%
.7 Interest	53,258	2.97%
.8 Employee Benefits	11,933	0.66%
<b>TOTAL</b>	<b>\$ 1,794,716</b>	<b>100.00%</b>
<b>REVENUES</b>		
Fund Balance	\$ 251,216	14.00%
Local Sources	1,543,500	86.00%
State Aid	-	0.00%
Federal Aid	-	0.00%
Transfers	-	0.00%
<b>TOTAL</b>	<b>\$ 1,794,716</b>	<b>100.00%</b>
<b>DEPARTMENT LOCAL SHARE:</b>	<b>\$ -</b>	<b>0.00%</b>
<b>DEPT.'S LOCAL SHARE AS % OF TOTAL LEVY:</b>		0.00%
<b>DEPT.'S PORTION OF COUNTY FULL VALUE RATE:</b>		\$0.000
<b>NUMBER OF EMPLOYEES IN DEPARTMENT:</b>		0.45

DEPARTMENT ACCOUNT SUMMARY		% OF DEPT.'S LOCAL SHARE
EWN.8310.-----	EWN Water District	0.00%
EWN.9730.-----	EWN Debt Service	0.00%
<b>TOTAL</b>		<b>0.00%</b>

# NORTH CHAUTAUQUA COUNTY WATER DISTRICT

	2023 ACTUAL AMOUNT	2024 ADOPTED BUDGET	2024 AMENDED BUDGET	2025 ADOPTED BUDGET
<b>EWN-8310 - North Chaut Cty Water District-WATER DISTRICT</b>				
<b>Revenue</b>				
RE13 - Departmental Income	-1,179,309	-1,190,400	-1,190,400	(1,543,500.00)
RE19 - Miscellaneous	-132,000	0	0	0.00
RE21 - Federal Aid	0	0	-20,000	0.00
<b>Revenue Total</b>	<b>-1,311,309</b>	<b>-1,190,400</b>	<b>-1,210,400</b>	<b>(1,543,500.00)</b>
<b>Expenses</b>				
EX01 - Personal Services	6,118	6,302	6,302	32,401.00
EX04 - Contractual	1,209,255	1,229,595	1,249,595	1,697,124.00
EX08 - Employee Benefits	-26	490	490	11,933.00
<b>Expenses Total</b>	<b>1,215,348</b>	<b>1,236,387</b>	<b>1,256,387</b>	<b>1,741,458.00</b>
<b>EWN-8310 - North Chaut Cty Water District-WATER DISTRICT Total</b>	<b>-95,961</b>	<b>45,987</b>	<b>45,987</b>	<b>197,958.00</b>
<b>EWN-9730 - North Chaut Cty Water District-DEBT SERVICE/BANS</b>				
<b>Expenses</b>				
EX07 - Interest	3,942	46,872	4,162	6,000.00
<b>Expenses Total</b>	<b>3,942</b>	<b>46,872</b>	<b>4,162</b>	<b>6,000.00</b>
<b>EWN-9730 - North Chaut Cty Water District-DEBT SERVICE/BANS Total</b>	<b>3,942</b>	<b>46,872</b>	<b>4,162</b>	<b>6,000.00</b>
<b>EWN-9740 - North Chaut Cty Water District-DEBT SERVICE/CAPITAL NOTES</b>				
<b>Expenses</b>				
EX07 - Interest	47,267	0	42,710	47,258.00
<b>Expenses Total</b>	<b>47,267</b>	<b>0</b>	<b>42,710</b>	<b>47,258.00</b>
<b>EWN-9740 - North Chaut Cty Water District-DEBT SERVICE/CAPITAL NOTES Total</b>	<b>47,267</b>	<b>0</b>	<b>42,710</b>	<b>47,258.00</b>
<b>FUND TOTAL</b>	<b>0</b>	<b>0</b>	<b>0</b>	<b>0</b>

**2025 ADOPTED BUDGET  
PERSONNEL ANALYSIS  
POSITION COUNT SUMMARY**

DEPT #	DEPARTMENT	2024 Adopted  FTE	2025 Tentative  FTE	Inc / (Dec) from prior year FTE
39	EWN-8310 - WATER DISTRICT <b>NCCWD</b>	<u>0.15</u> <b>0.15</b>	<u>0.45</u> <b>0.45</b>	<u>0.30</u> <b>0.30</b>







